

Signify Classified - Internal
Cooper Lighting Solutions Photometric Lab
1121 Highway 74 South
Peachtree City, GA 30269



Scaled data based on original data using
LM-79-08 Approved Method: Electrical and Photometric Measurements of Solid-
State Lighting Products

Test Report Prepared for
Cooper Lighting Solutions
(formerly Eaton)

Brand: STREETWORKS

Report Number: P869810

Luminaire Tested: **MEM2-HTN-SA-40-840-U-T1**

Issue Date: 08/21/2024

Test Information

Test Method: LM-79-08
Report Number: P869810
Test Lab: INNOVATION CENTER(G3)
Issue Date: 08/21/2024
Manufacturer: COOPER LIGHTING SOLUTIONS (FORMERLY EATON)
Product Line: STREETWORKS
Catalog Number: MEM2-HTN-SA-40-840-U-T1
Description: EPIC MODERN TALL HOUSING DISCRETE LED ARRAYS 40W 80CRI 4000K
FIXTURE w/ TYPE 1 DISTRIBUTION OPTIC
Light Source: (10) 4000K CCT, 80 CRI LEDS
Ballast/Driver: ELECTRONIC DRIVER

Summary

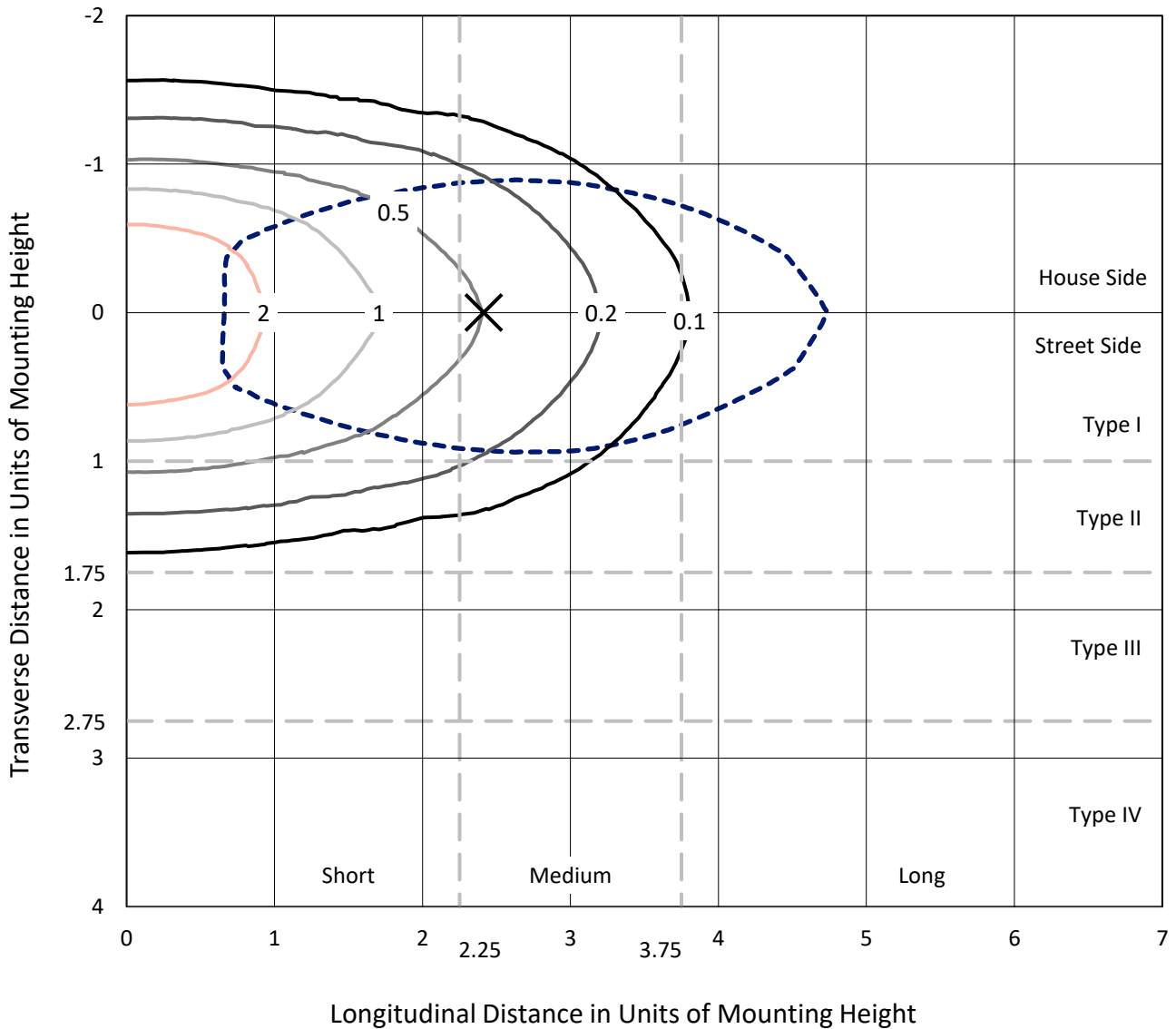
Lumens per Lamp: N/A
Luminaire Lumens: 6166.4 lumens
Efficiency: N/A
Efficacy: 140.1 lumens/watt
Luminous Opening: Rectangular (W 0.33' x L: 0.33' x H: 0')
IES Classification: Type I - Short
BUG Rating: B2 - U0 - G2

Input Watts (W): 44
Input Voltage (V): 120
Input Current (A_{in}): NR
Voltage Rise (V): NR
Power Factor: 0.99
Total Harmonic Distortion (THDi): 6.91%
Frequency (hertz): 60
Stabilization Time: NR
Operation Time: NR
Ambient Temperature (°C): NR
Test Distance: 24 FT

REPORT NUMBER: P869810
 CATALOG NUMBER: MEM2-HTN-SA-40-840-U-T1

Iso-Footcandle Lines of Horizontal Illumination

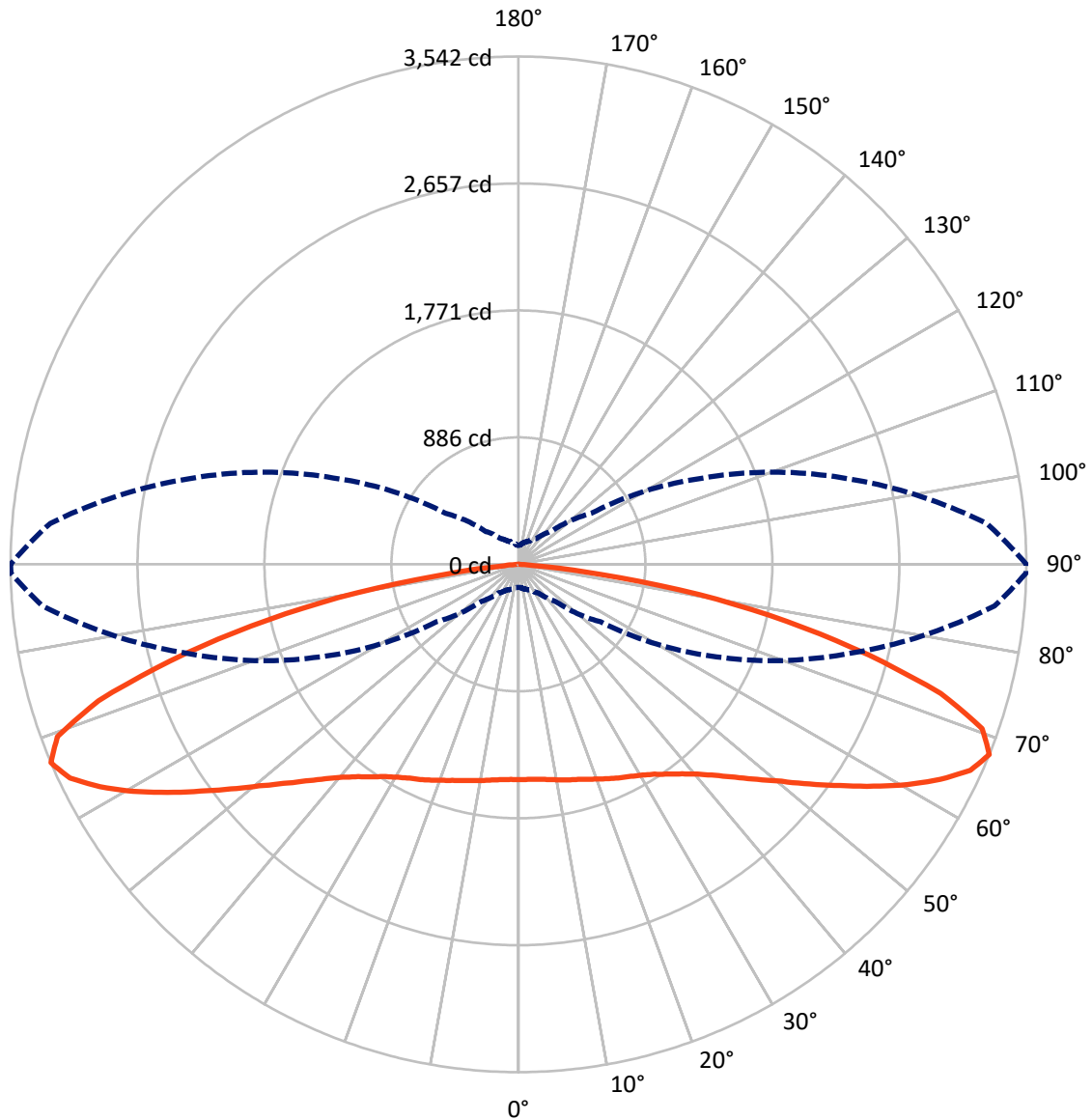
× Max cd
 - - - 1/2 Max cd



Based on 20 foot mounting height. Maximum calculated value = 3.8 fc
 Type I - Short - N/A

REPORT NUMBER: P869810
CATALOG NUMBER: MEM2-HTN-SA-40-840-U-T1

Luminous Intensity Polar Plot



— Vertical Plane Through 90-Deg Lateral - - - Horizontal Cone Through 67.5-Deg Vertical

REPORT NUMBER: P869810
 CATALOG NUMBER: MEM2-HTN-SA-40-840-U-T1

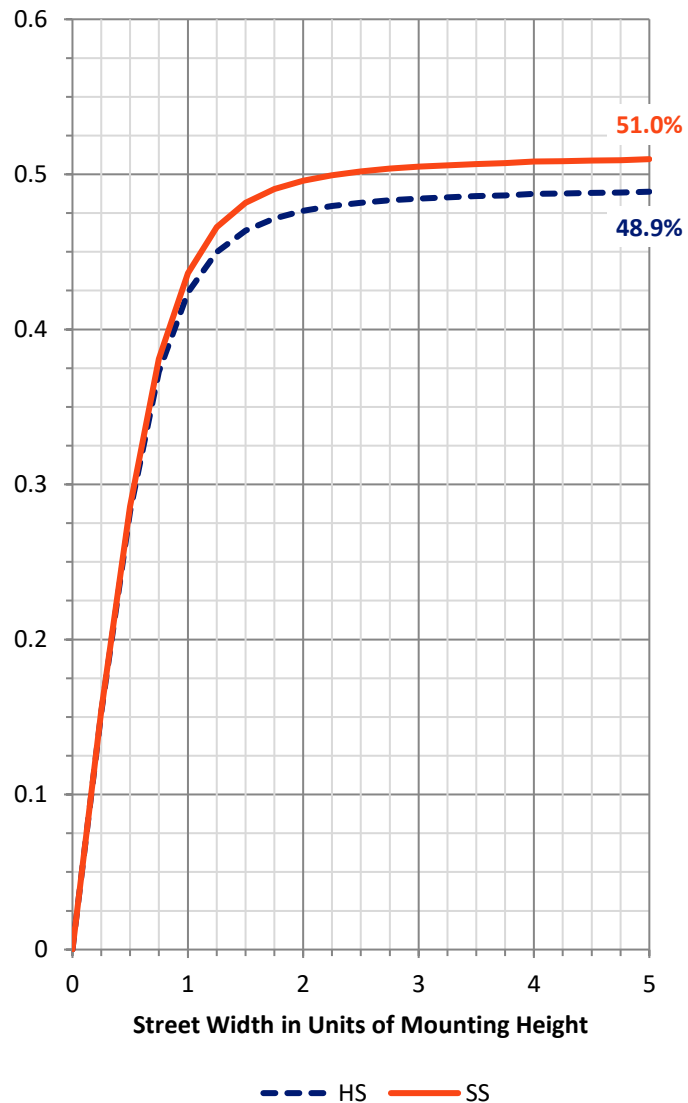
FLUX DISTRIBUTION:

		Downward	Upward	Total
House Side	Lumens	3028.4	0.0	3028.4
	% Fixture	49.1	0.0	49.1
Street Side	Lumens	3137.9	0.0	3137.9
	% Fixture	50.9	0.0	50.9
Total	Lumens	6166.4	0.0	6166.4
	% Fixture	100.0	0.0	100.0

Coefficient of Utilization

ZONAL LUMENS:

Zone	Lumens	% Fixture
0°-10°	144.0	2.3
10°-20°	432.7	7.0
20°-30°	716.1	11.6
30°-40°	949.5	15.4
40°-50°	1070.6	17.4
50°-60°	1097.5	17.8
60°-70°	1036.6	16.8
70°-80°	636.1	10.3
80°-90°	83.2	1.3
90°-100°	0.0	0.0
100°-110°	0.0	0.0
110°-120°	0.0	0.0
120°-130°	0.0	0.0
130°-140°	0.0	0.0
140°-150°	0.0	0.0
150°-160°	0.0	0.0
160°-170°	0.0	0.0
170°-180°	0.0	0.0
0°-90°	6166.4	100.0
0°-180°	6166.4	100.0



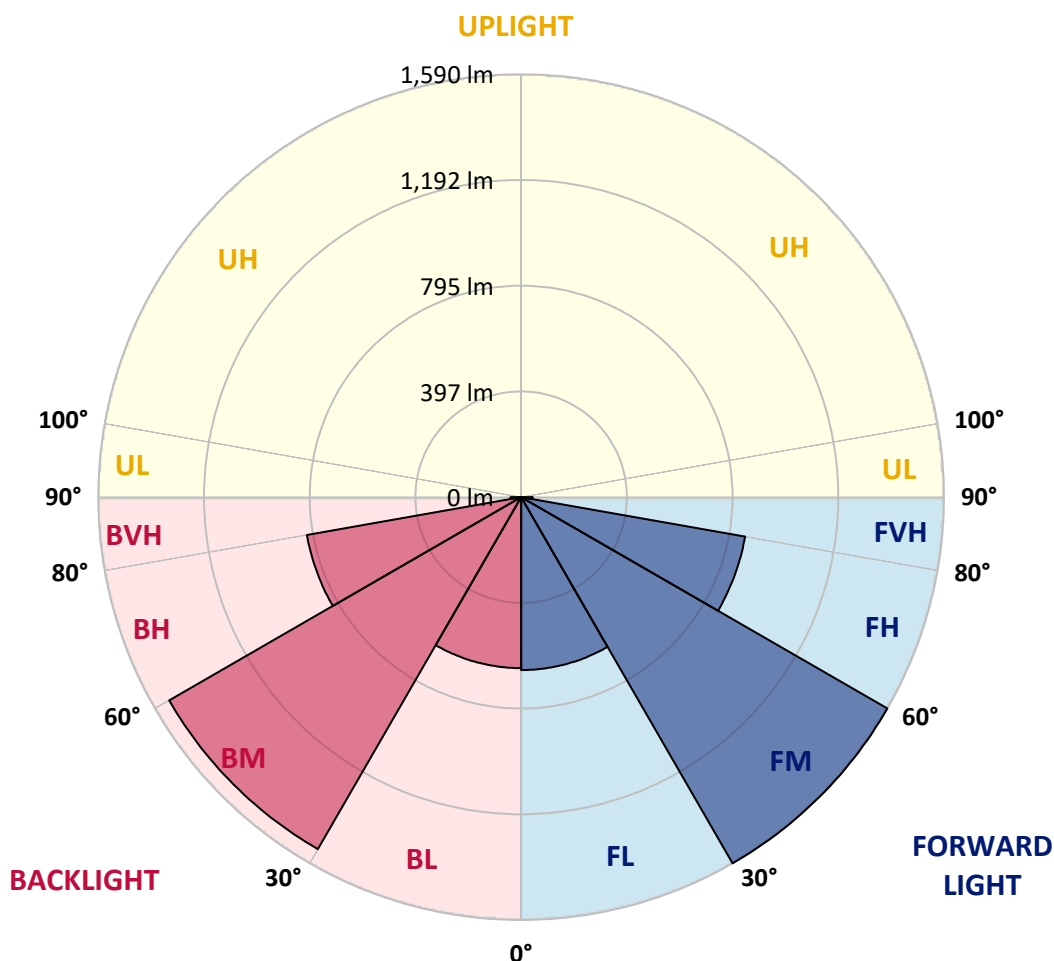
REPORT NUMBER: P869810
 CATALOG NUMBER: MEM2-HTN-SA-40-840-U-T1

LUMINAIRE CLASSIFICATION SYSTEM LUMEN TABLE AND BUG RATING:

Zone	Lumens	% Fixture	Zone Rating/Lumen Limit		
			B	U	G
FL (0°-30°)	650.1	10.5			
FM (30°-60°)	1589.6	25.8			
FH (60°-80°)	854.9	13.9			G1/1800
FVH (80°-90°)	43.4	0.7			G1/100
BL (0°-30°)	642.7	10.4	B2/1000		
BM (30°-60°)	1528.1	24.8	B2/2500		
BH (60°-80°)	817.8	13.3	B2/1000		G2/1000
BVH (80°-90°)	39.9	0.6			G1/100
UL (90°-100°)	0.0	0.0		U0/0	
UH (100°-180°)	0.0	0.0		U0/0	

BUG Rating: B2-U0-G2

Type I Short





REPORT NUMBER: P869810

CATALOG NUMBER: MEM2-HTN-SA-40-840-U-T1

CANDELA DISTRIBUTION (FULL):

	0°	5°	15°	25°	35°	45°	55°	65°	75°	85°	89°
0°	1502.4	1502.4	1502.4	1502.4	1502.4	1502.4	1502.4	1502.4	1502.4	1502.4	1502.4
2.5°	1508.3	1508.3	1504.8	1498.9	1497.7	1498.9	1506.0	1502.4	1502.4	1503.6	1502.4
5°	1508.3	1508.3	1506.0	1500.1	1500.1	1500.1	1508.3	1504.8	1506.0	1507.2	1507.2
7.5°	1510.7	1510.7	1508.3	1503.6	1503.6	1503.6	1515.4	1513.1	1513.1	1516.6	1514.3
10°	1516.6	1514.3	1511.9	1513.1	1509.5	1515.4	1521.4	1522.5	1527.3	1529.7	1528.5
12.5°	1516.6	1514.3	1508.3	1515.4	1515.4	1523.7	1532.0	1536.8	1542.7	1542.7	1542.7
15°	1509.5	1507.2	1502.4	1514.3	1519.0	1529.7	1541.5	1548.6	1559.3	1559.3	1558.1
17.5°	1501.2	1497.7	1495.3	1513.1	1523.7	1537.9	1555.7	1565.2	1577.0	1578.2	1575.8
20°	1485.8	1484.7	1485.8	1509.5	1528.5	1548.6	1569.9	1582.9	1598.3	1603.1	1599.5
22.5°	1469.3	1469.3	1474.0	1506.0	1535.6	1562.8	1591.2	1607.8	1623.2	1627.9	1623.2
25°	1446.8	1446.8	1456.2	1494.1	1537.9	1578.2	1611.3	1633.8	1648.0	1652.8	1650.4
27.5°	1412.4	1412.4	1423.1	1470.5	1530.8	1590.0	1632.7	1658.7	1674.1	1678.8	1676.5
30°	1363.9	1361.5	1375.7	1434.9	1517.8	1603.1	1657.5	1684.7	1704.9	1708.4	1704.9
32.5°	1286.9	1290.5	1311.8	1386.4	1496.5	1611.3	1687.1	1719.1	1741.6	1748.7	1746.3
35°	1193.4	1199.3	1228.9	1324.8	1456.2	1610.2	1717.9	1757.0	1786.6	1796.0	1794.9
37.5°	1082.1	1090.4	1127.1	1239.6	1395.9	1592.4	1746.3	1799.6	1838.7	1850.5	1852.9
40°	960.2	968.5	1015.8	1140.1	1314.2	1551.0	1762.9	1848.1	1900.2	1923.9	1927.5
42.5°	831.1	845.3	902.2	1022.9	1215.9	1484.7	1762.9	1895.5	1959.4	2003.2	2006.8
45°	706.8	718.7	787.3	905.7	1110.5	1399.4	1742.8	1942.8	2039.9	2115.7	2113.3
47.5°	599.1	602.6	665.4	785.0	993.3	1302.3	1701.3	1985.5	2125.2	2225.8	2247.1
50°	487.8	496.1	549.3	667.7	873.7	1195.8	1631.5	2012.7	2212.8	2365.5	2392.7
52.5°	409.6	410.8	451.1	560.0	749.4	1066.7	1547.4	2019.8	2296.8	2517.1	2550.2
55°	333.9	339.8	374.1	455.8	629.9	940.1	1438.5	2009.1	2373.8	2663.9	2725.4
57.5°	286.5	287.7	312.6	377.7	531.6	805.1	1317.7	1973.6	2437.7	2826.1	2904.2
60°	246.3	246.3	265.2	314.9	429.8	673.7	1175.7	1910.9	2473.3	3000.1	3113.8
62.5°	214.3	215.5	232.1	268.8	357.6	556.5	1019.4	1812.6	2486.3	3168.2	3298.5
65°	194.2	195.4	204.8	229.7	294.8	452.3	859.5	1693.0	2468.5	3293.7	3463.0
67.5°	161.0	162.2	178.8	197.7	245.1	363.5	698.5	1527.3	2396.3	3332.8	3540.0
70°	123.1	126.7	149.2	169.3	203.6	290.1	536.3	1308.3	2223.4	3200.2	3413.3
72.5°	103.0	104.2	120.8	143.3	170.5	227.3	407.3	1030.0	1960.6	2858.0	3094.8
75°	90.0	91.2	100.6	120.8	142.1	182.3	283.0	711.5	1564.0	2311.1	2527.7
77.5°	81.7	82.9	85.2	101.8	119.6	140.9	200.1	422.7	1103.4	1766.4	1880.1
80°	78.1	78.1	72.2	84.1	98.3	110.1	133.8	242.7	708.0	1191.0	1282.2
82.5°	55.6	54.5	49.7	52.1	60.4	60.4	68.7	100.6	271.1	503.2	545.8
85°	3.6	3.6	5.9	7.1	10.7	14.2	17.8	23.7	68.7	93.5	97.1
87.5°	1.2	1.2	1.2	1.2	1.2	2.4	2.4	2.4	3.6	4.7	4.7
90°	0.0	0.0	0.0	0.0	0.0	0.0	0.0	0.0	0.0	0.0	0.0



REPORT NUMBER: P869810

CATALOG NUMBER: MEM2-HTN-SA-40-840-U-T1

CANDELA DISTRIBUTION (continued):

	90°	95°	105°	115°	125°	135°	145°	155°	165°	175°	180°
0°	1502.4	1502.4	1502.4	1502.4	1502.4	1502.4	1502.4	1502.4	1502.4	1502.4	1502.4
2.5°	1501.2	1502.4	1502.4	1504.8	1507.2	1506.0	1504.8	1507.2	1503.6	1496.5	1495.3
5°	1506.0	1506.0	1504.8	1507.2	1509.5	1507.2	1504.8	1504.8	1502.4	1495.3	1494.1
7.5°	1515.4	1514.3	1514.3	1514.3	1514.3	1510.7	1507.2	1504.8	1501.2	1494.1	1490.6
10°	1528.5	1527.3	1526.1	1524.9	1519.0	1515.4	1509.5	1506.0	1501.2	1493.0	1490.6
12.5°	1542.7	1540.3	1537.9	1539.1	1527.3	1516.6	1510.7	1502.4	1498.9	1479.9	1476.4
15°	1556.9	1553.3	1552.1	1547.4	1535.6	1520.2	1508.3	1496.5	1484.7	1466.9	1461.0
17.5°	1575.8	1573.5	1566.4	1561.6	1545.0	1523.7	1506.0	1489.4	1474.0	1452.7	1449.1
20°	1598.3	1596.0	1588.9	1579.4	1558.1	1532.0	1507.2	1481.1	1462.2	1437.3	1431.4
22.5°	1623.2	1619.6	1613.7	1603.1	1575.8	1545.0	1510.7	1476.4	1448.0	1419.5	1416.0
25°	1649.2	1646.9	1640.9	1625.6	1596.0	1558.1	1510.7	1459.8	1424.3	1399.4	1388.8
27.5°	1674.1	1672.9	1665.8	1648.0	1617.3	1567.5	1500.1	1432.6	1385.2	1352.1	1345.0
30°	1706.1	1703.7	1695.4	1675.3	1640.9	1573.5	1478.7	1386.4	1327.2	1290.5	1279.8
32.5°	1745.1	1742.8	1730.9	1706.1	1669.4	1574.6	1448.0	1327.2	1249.1	1210.0	1197.0
35°	1797.2	1792.5	1777.1	1747.5	1696.6	1562.8	1393.5	1251.4	1155.5	1104.6	1086.9
37.5°	1854.1	1848.1	1828.0	1791.3	1715.5	1530.8	1316.5	1149.6	1040.7	980.3	967.3
40°	1923.9	1915.6	1884.8	1833.9	1722.6	1475.2	1230.1	1045.4	929.4	863.1	847.7
42.5°	2011.5	1997.3	1947.6	1881.3	1708.4	1399.4	1127.1	937.7	805.1	743.5	740.0
45°	2116.9	2094.4	2019.8	1927.5	1677.6	1304.7	1018.2	816.9	690.2	629.9	614.5
47.5°	2241.2	2214.0	2103.9	1963.0	1617.3	1207.6	901.0	699.7	583.7	522.1	510.3
50°	2378.5	2352.5	2192.7	1983.1	1552.1	1094.0	786.1	595.5	479.5	428.6	428.6
52.5°	2545.5	2486.3	2277.9	1985.5	1452.7	968.5	676.0	493.7	402.5	357.6	348.1
55°	2723.1	2653.2	2354.9	1964.2	1349.7	853.6	557.6	410.8	330.3	298.4	290.1
57.5°	2920.8	2814.2	2410.5	1921.5	1219.5	728.1	465.3	338.6	278.2	252.2	248.6
60°	3119.7	2982.4	2443.7	1849.3	1080.9	612.1	387.1	283.0	239.2	220.2	216.7
62.5°	3304.4	3119.7	2446.0	1743.9	946.0	510.3	317.3	243.9	211.9	197.7	197.7
65°	3464.2	3234.5	2405.8	1609.0	774.3	409.6	261.7	206.0	184.7	169.3	165.8
67.5°	3542.4	3278.3	2334.7	1424.3	620.4	324.4	220.2	178.8	158.6	135.0	132.6
70°	3432.2	3151.7	2152.4	1187.5	479.5	258.1	183.5	152.7	132.6	112.5	110.1
72.5°	3080.6	2814.2	1857.6	919.9	361.1	208.4	152.7	130.2	108.9	98.3	95.9
75°	2520.6	2340.7	1468.1	633.4	252.2	163.4	127.9	110.1	92.3	87.6	86.4
77.5°	1913.3	1740.4	1072.7	396.6	172.9	127.9	108.9	93.5	80.5	84.1	81.7
80°	1277.5	1198.1	712.7	224.9	116.0	93.5	82.9	68.7	61.6	71.0	68.7
82.5°	580.1	549.3	335.1	98.3	52.1	40.3	28.4	21.3	16.6	15.4	17.8
85°	97.1	85.2	23.7	10.7	5.9	3.6	2.4	2.4	1.2	1.2	1.2
87.5°	4.7	3.6	3.6	2.4	1.2	1.2	1.2	1.2	1.2	0.0	0.0
90°	0.0	0.0	0.0	0.0	0.0	0.0	0.0	0.0	0.0	0.0	0.0

Cooper Lighting Solutions Photometric Lab
1121 Highway 74 South
Peachtree City, GA 30269



LM-79-2019: Approved Method: Electrical and Photometric Measurements of Solid-State Lighting Products

Report Prepared for

Cooper Lighting Solutions

Streetworks

Report Number: SP1-2407-157-8

Test Date: 09/05/2024

Luminaire Tested: MEM2-HTN-SA-30-840-U-5WQ

Data in this report applies to families of products including MEM2-HTN-SA-30-840-U-5WQ

Test Information

Test Method: LM-79-2019
 Report Number: SP1-2407-157-8
 Test Lab: COOPER LIGHTING SOLUTIONS
 Photometer: SP1 - 76IN SPHERE
 Measurement Geometry: 4π
 Issue Date: 09/05/2024
 Manufacturer: COOPER LIGHTING SOLUTIONS
 Product Line: Streetworks
 Catalog Number: **MEM2-HTN-SA-30-840-U-5WQ**
 Description: Epic Modern Light Square 30W 5WQ Optic

Spectral Parameters

CCT (K): 3996
 CIE u': 0.2245
 CIE v': 0.5031
 Duv: 0.0012
 CIE x: 0.3815
 CIE y: 0.3799
 CIE z: 0.2386
 Peak Wavelength (nm): 449
 Dominant Wavelength (nm): 578
 Purity: 28.49233
 Rf: 82.6
 Rg: 95.1

CRI (Ra):	80.6		
R1:	78.1	R9:	-5.8
R2:	87.1	R10:	70.3
R3:	94.5	R11:	78.7
R4:	79.7	R12:	60.5
R5:	78.7	R13:	80.2
R6:	82.7	R14:	97.2
R7:	84.3	R15:	70.6
R8:	59.5		



Test Conditions

Stabilization Time: 29M
 Operation Time: 1H 29M
 Sphere Temperature (°C): 24.3

REPORT NUMBER: SP1-2407-157-8

Measurement and Test Equipment			
Instrument	Identification Number	Calibration Date	Calibration Due Date
Photometer	IN0058	6/18/2024	12/18/2024
Power Meter	INXT2011004	2/8/2024	2/8/2025
AC Power Source	IN0063	10/24/2023	10/24/2024
DC Power Source	IN0208	10/24/2023	10/24/2024
Sphere Thermometer	IN0085	10/24/2023	10/24/2024
Room Thermometer	IN0046	10/24/2023	10/24/2024

REPORT NUMBER: SP1-2407-157-8

CIE 1931 Chromaticity Diagram



CIE 1931 Chromaticity Diagram with 2017 ANSI 7-Step and 4-Step Quadrangles

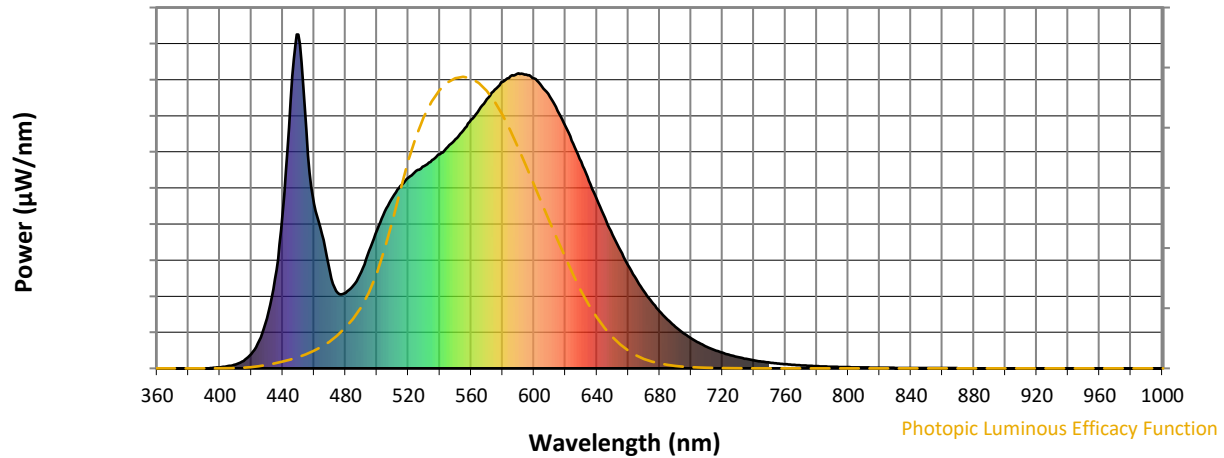


CCT = 3996K
 CIE x = 0.3815
 CIE y = 0.3799
 Duv = 0.0012

Point lies inside the ANSI 4000K 4-step quadrangle

REPORT NUMBER: SP1-2407-157-8

Photopic Flux vs. Wavelength



Photopic Lumens: NR

λ (nm)	Power W [^] /nm	Lumens (ϕ /nm)	λ (nm)	Power W [^] /nm	Lumens (ϕ /nm)	λ (nm)	Power W [^] /nm	Lumens (ϕ /nm)	λ (nm)	Power W [^] /nm	Lumens (ϕ /nm)	λ (nm)	Power W [^] /nm	Lumens (ϕ /nm)
360	0	NR	490	289	NR	620	725	NR	750	17	NR	880	0	NR
365	0	NR	495	351	NR	625	673	NR	755	15	NR	885	0	NR
370	0	NR	500	414	NR	630	619	NR	760	13	NR	890	0	NR
375	0	NR	505	470	NR	635	562	NR	765	11	NR	895	0	NR
380	0	NR	510	513	NR	640	506	NR	770	9	NR	900	0	NR
385	0	NR	515	546	NR	645	452	NR	775	8	NR	905	0	NR
390	0	NR	520	571	NR	650	400	NR	780	7	NR	910	0	NR
395	1	NR	525	592	NR	655	352	NR	785	6	NR	915	0	NR
400	3	NR	530	606	NR	660	307	NR	790	5	NR	920	0	NR
405	6	NR	535	624	NR	665	267	NR	795	4	NR	925	0	NR
410	12	NR	540	642	NR	670	231	NR	800	4	NR	930	0	NR
415	22	NR	545	663	NR	675	199	NR	805	3	NR	935	0	NR
420	44	NR	550	686	NR	680	171	NR	810	3	NR	940	0	NR
425	83	NR	555	713	NR	685	146	NR	815	2	NR	945	0	NR
430	150	NR	560	745	NR	690	125	NR	820	2	NR	950	0	NR
435	267	NR	565	774	NR	695	106	NR	825	2	NR	955	0	NR
440	466	NR	570	806	NR	700	90	NR	830	1	NR	960	0	NR
445	804	NR	575	835	NR	705	76	NR	835	1	NR	965	0	NR
450	1000	NR	580	858	NR	710	65	NR	840	1	NR	970	0	NR
455	715	NR	585	875	NR	715	55	NR	845	1	NR	975	0	NR
460	492	NR	590	884	NR	720	47	NR	850	1	NR	980	0	NR
465	402	NR	595	880	NR	725	40	NR	855	1	NR	985	0	NR
470	288	NR	600	868	NR	730	34	NR	860	1	NR	990	0	NR
475	226	NR	605	844	NR	735	28	NR	865	1	NR	995	0	NR
480	227	NR	610	814	NR	740	24	NR	870	0	NR	1000	0	NR
485	248	NR	615	771	NR	745	20	NR	875	0	NR			

REPORT NUMBER: SP1-2407-157-8

Scotopic Flux vs. Wavelength



Scotopic Lumens: NR

S/P: 1.66

λ (nm)	Power W [^] /nm	Lumens (φ/nm)	λ (nm)	Power W [^] /nm	Lumens (φ/nm)	λ (nm)	Power W [^] /nm	Lumens (φ/nm)	λ (nm)	Power W [^] /nm	Lumens (φ/nm)	λ (nm)	Power W [^] /nm	Lumens (φ/nm)
360	0	NR	490	289	NR	620	725	NR	750	17	NR	880	0	NR
365	0	NR	495	351	NR	625	673	NR	755	15	NR	885	0	NR
370	0	NR	500	414	NR	630	619	NR	760	13	NR	890	0	NR
375	0	NR	505	470	NR	635	562	NR	765	11	NR	895	0	NR
380	0	NR	510	513	NR	640	506	NR	770	9	NR	900	0	NR
385	0	NR	515	546	NR	645	452	NR	775	8	NR	905	0	NR
390	0	NR	520	571	NR	650	400	NR	780	7	NR	910	0	NR
395	1	NR	525	592	NR	655	352	NR	785	6	NR	915	0	NR
400	3	NR	530	606	NR	660	307	NR	790	5	NR	920	0	NR
405	6	NR	535	624	NR	665	267	NR	795	4	NR	925	0	NR
410	12	NR	540	642	NR	670	231	NR	800	4	NR	930	0	NR
415	22	NR	545	663	NR	675	199	NR	805	3	NR	935	0	NR
420	44	NR	550	686	NR	680	171	NR	810	3	NR	940	0	NR
425	83	NR	555	713	NR	685	146	NR	815	2	NR	945	0	NR
430	150	NR	560	745	NR	690	125	NR	820	2	NR	950	0	NR
435	267	NR	565	774	NR	695	106	NR	825	2	NR	955	0	NR
440	466	NR	570	806	NR	700	90	NR	830	1	NR	960	0	NR
445	804	NR	575	835	NR	705	76	NR	835	1	NR	965	0	NR
450	1000	NR	580	858	NR	710	65	NR	840	1	NR	970	0	NR
455	715	NR	585	875	NR	715	55	NR	845	1	NR	975	0	NR
460	492	NR	590	884	NR	720	47	NR	850	1	NR	980	0	NR
465	402	NR	595	880	NR	725	40	NR	855	1	NR	985	0	NR
470	288	NR	600	868	NR	730	34	NR	860	1	NR	990	0	NR
475	226	NR	605	844	NR	735	28	NR	865	1	NR	995	0	NR
480	227	NR	610	814	NR	740	24	NR	870	0	NR	1000	0	NR
485	248	NR	615	771	NR	745	20	NR	875	0	NR			

REPORT NUMBER: SP1-2407-157-8

Melanopic Flux vs. Wavelength



Melanopic Lumens: NR

M/P: 3.37

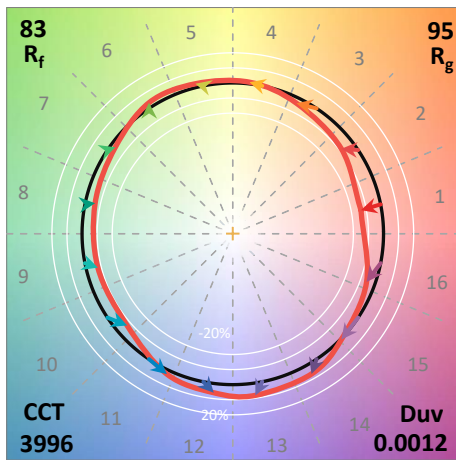
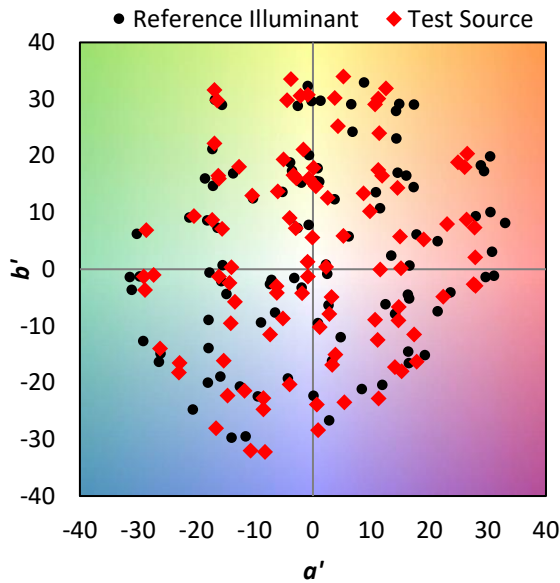
λ (nm)	Power W [^] /nm	Lumens (φ/nm)	λ (nm)	Power W [^] /nm	Lumens (φ/nm)	λ (nm)	Power W [^] /nm	Lumens (φ/nm)	λ (nm)	Power W [^] /nm	Lumens (φ/nm)	λ (nm)	Power W [^] /nm	Lumens (φ/nm)
360	0	NR	490	289	NR	620	725	NR	750	17	NR	880	0	NR
365	0	NR	495	351	NR	625	673	NR	755	15	NR	885	0	NR
370	0	NR	500	414	NR	630	619	NR	760	13	NR	890	0	NR
375	0	NR	505	470	NR	635	562	NR	765	11	NR	895	0	NR
380	0	NR	510	513	NR	640	506	NR	770	9	NR	900	0	NR
385	0	NR	515	546	NR	645	452	NR	775	8	NR	905	0	NR
390	0	NR	520	571	NR	650	400	NR	780	7	NR	910	0	NR
395	1	NR	525	592	NR	655	352	NR	785	6	NR	915	0	NR
400	3	NR	530	606	NR	660	307	NR	790	5	NR	920	0	NR
405	6	NR	535	624	NR	665	267	NR	795	4	NR	925	0	NR
410	12	NR	540	642	NR	670	231	NR	800	4	NR	930	0	NR
415	22	NR	545	663	NR	675	199	NR	805	3	NR	935	0	NR
420	44	NR	550	686	NR	680	171	NR	810	3	NR	940	0	NR
425	83	NR	555	713	NR	685	146	NR	815	2	NR	945	0	NR
430	150	NR	560	745	NR	690	125	NR	820	2	NR	950	0	NR
435	267	NR	565	774	NR	695	106	NR	825	2	NR	955	0	NR
440	466	NR	570	806	NR	700	90	NR	830	1	NR	960	0	NR
445	804	NR	575	835	NR	705	76	NR	835	1	NR	965	0	NR
450	1000	NR	580	858	NR	710	65	NR	840	1	NR	970	0	NR
455	715	NR	585	875	NR	715	55	NR	845	1	NR	975	0	NR
460	492	NR	590	884	NR	720	47	NR	850	1	NR	980	0	NR
465	402	NR	595	880	NR	725	40	NR	855	1	NR	985	0	NR
470	288	NR	600	868	NR	730	34	NR	860	1	NR	990	0	NR
475	226	NR	605	844	NR	735	28	NR	865	1	NR	995	0	NR
480	227	NR	610	814	NR	740	24	NR	870	0	NR	1000	0	NR
485	248	NR	615	771	NR	745	20	NR	875	0	NR			

Summary

$R_f = 82.6$
 $R_g = 95.1$
 CIE $R_a = 80.6$
 $R_9 = -5.8$



Color Vector Graphics



Individual Sample Fidelity Index ($R_{f,i}$)

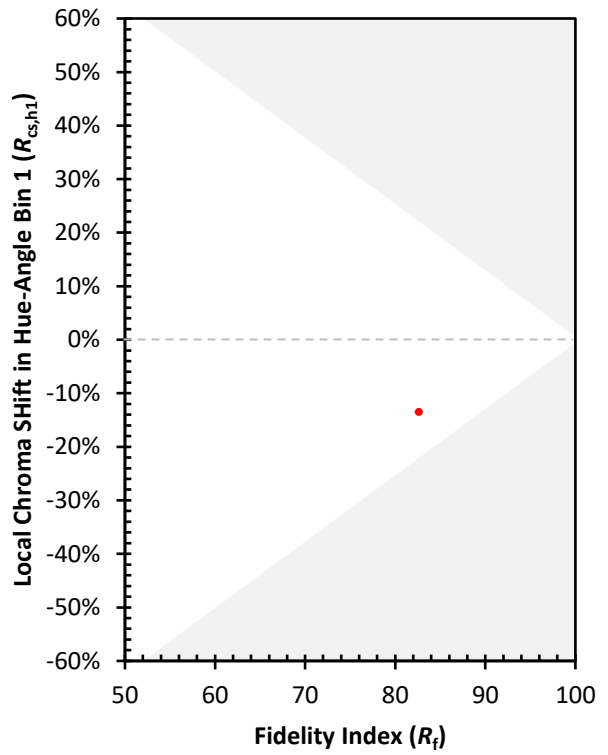
CES01 = 85	CES26 = 79	CES51 = 94	CES76 = 72
CES02 = 61	CES27 = 93	CES52 = 94	CES77 = 82
CES03 = 31	CES28 = 90	CES53 = 88	CES78 = 71
CES04 = 69	CES29 = 83	CES54 = 89	CES79 = 91
CES05 = 48	CES30 = 95	CES55 = 88	CES80 = 88
CES06 = 50	CES31 = 86	CES56 = 84	CES81 = 80
CES07 = 40	CES32 = 78	CES57 = 84	CES82 = 95
CES08 = 39	CES33 = 90	CES58 = 84	CES83 = 95
CES09 = 29	CES34 = 85	CES59 = 90	CES84 = 90
CES10 = 74	CES35 = 92	CES60 = 91	CES85 = 78
CES11 = 57	CES36 = 85	CES61 = 87	CES86 = 73
CES12 = 63	CES37 = 91	CES62 = 87	CES87 = 83
CES13 = 42	CES38 = 95	CES63 = 84	CES88 = 86
CES14 = 74	CES39 = 98	CES64 = 78	CES89 = 76
CES15 = 71	CES40 = 94	CES65 = 75	CES90 = 87
CES16 = 46	CES41 = 98	CES66 = 75	CES91 = 72
CES17 = 49	CES42 = 92	CES67 = 73	CES92 = 62
CES18 = 56	CES43 = 88	CES68 = 77	CES93 = 78
CES19 = 71	CES44 = 99	CES69 = 82	CES94 = 60
CES20 = 65	CES45 = 93	CES70 = 72	CES95 = 70
CES21 = 86	CES46 = 90	CES71 = 67	CES96 = 82
CES22 = 78	CES47 = 95	CES72 = 89	CES97 = 90
CES23 = 91	CES48 = 84	CES73 = 65	CES98 = 84
CES24 = 90	CES49 = 89	CES74 = 93	CES99 = 73
CES25 = 71	CES50 = 94	CES75 = 69	



Color Rendition by Hue-Angle Bin



Measure Comparisons



(END OF REPORT)