

Scaled data based on original data using  
LM-79-08 Approved Method: Electrical and Photometric Measurements of Solid-  
State Lighting Products

Test Report Prepared for  
Cooper Lighting Solutions  
(formerly Eaton)

Brand: SHAPER

Report Number: P368728

Luminaire Tested: **673-25-L3/830**

Issue Date: 11/13/2019

**Test Information**

Test Method: LM-79-08  
Report Number: P368728  
TEST IS SCALED FROM IESNA LM-79-08 TEST DATA (G2-1804-721-4)  
Test Lab: INNOVATIONS CENTER  
Issue Date: 11/13/2019  
Manufacturer: COOPER LIGHTING SOLUTIONS (FORMERLY EATON)  
Product Line: SHAPER  
Catalog Number: 673-25-L3/830  
Description: 25" 673 SERIES LUMINOUS WALL SCONCE  
Light Source: 3000K CCT, 80 CRI LEDS  
Ballast/Driver: ELECTRONIC DRIVER

**Summary**

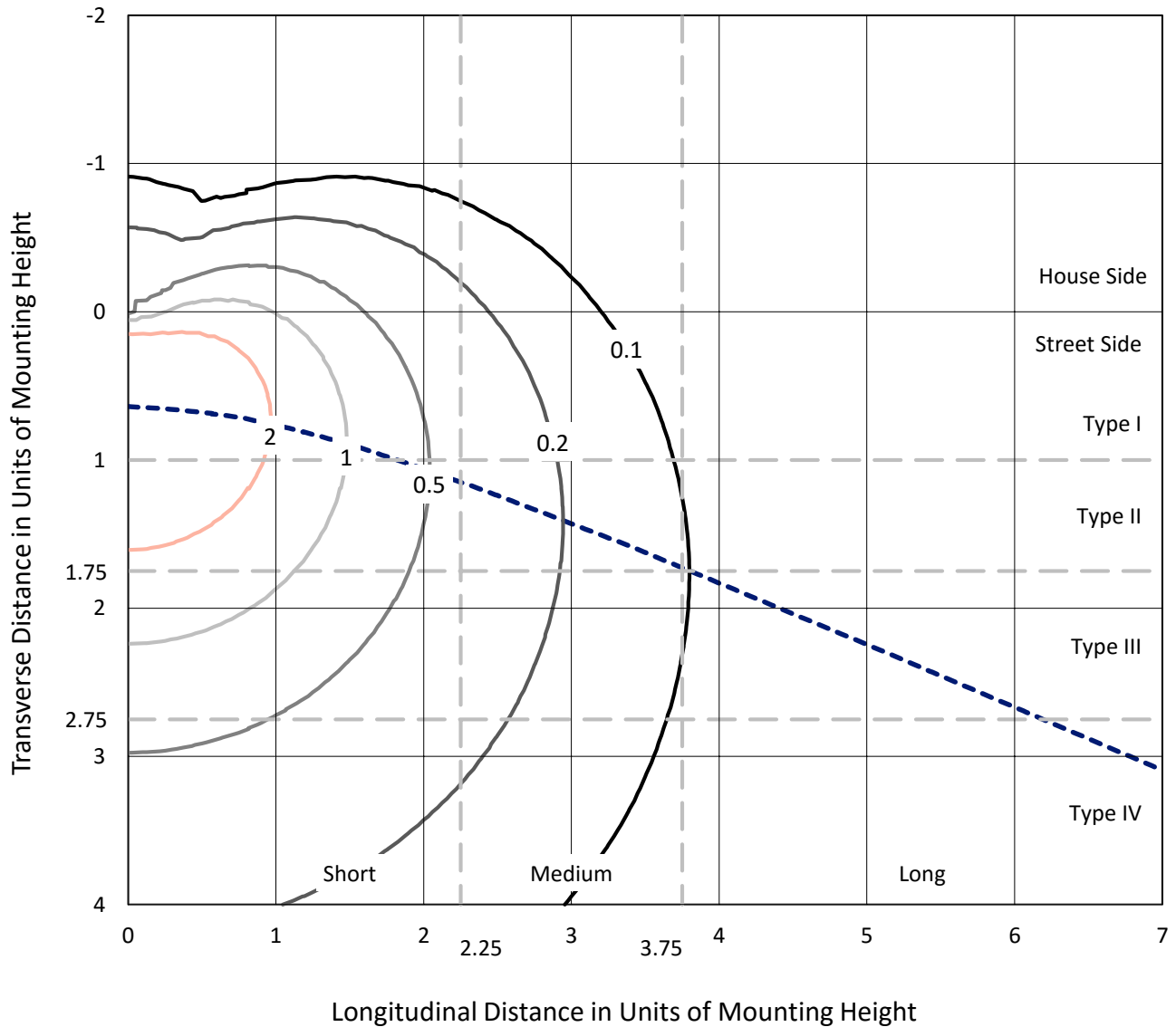
Lumens per Lamp: N/A  
Luminaire Lumens: 2132 lumens  
Efficiency: N/A  
Efficacy: 101.0 lumens/watt  
Luminous Opening: Rectangular w/ Sides (W: 0.71' x L: 0.25' x H: 2.08')  
IES Classification: Type - Short - Non-Cutoff  
BUG Rating: B0 - U4 - G2

Input Watts (W): 21.1  
Input Voltage (V): 120  
Input Current (Ain): NR  
Voltage Rise (V): NR  
Power Factor: NR  
Total Harmonic Distortion (THDi): NR  
Frequency (hertz): 60  
Stabilization Time: NR  
Operation Time: NR  
Ambient Temperature (°C): NR  
Test Distance: 24 FT

REPORT NUMBER: P368728  
 CATALOG NUMBER: 673-25-L3/830

### Iso-Footcandle Lines of Horizontal Illumination

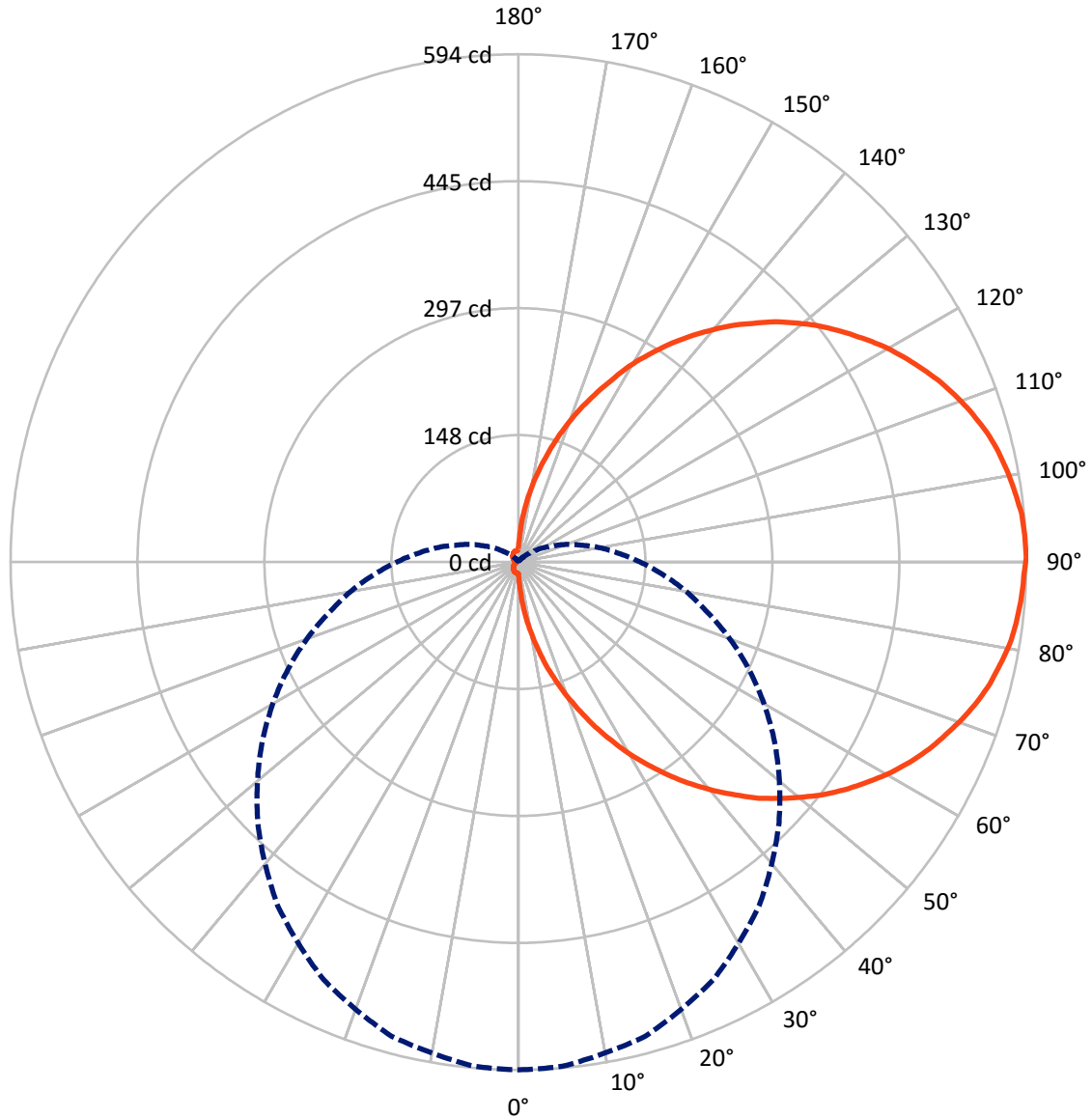
× Max cd  
 - - - 1/2 Max cd



Based on 6 foot mounting height. Maximum calculated value = 4.8 fc  
 Type - Short - Non-Cutoff

REPORT NUMBER: P368728  
CATALOG NUMBER: 673-25-L3/830

### Luminous Intensity Polar Plot



— Vertical Plane Through 0-Deg Lateral      - - - Horizontal Cone Through 90-Deg Vertical

REPORT NUMBER: P368728  
 CATALOG NUMBER: 673-25-L3/830

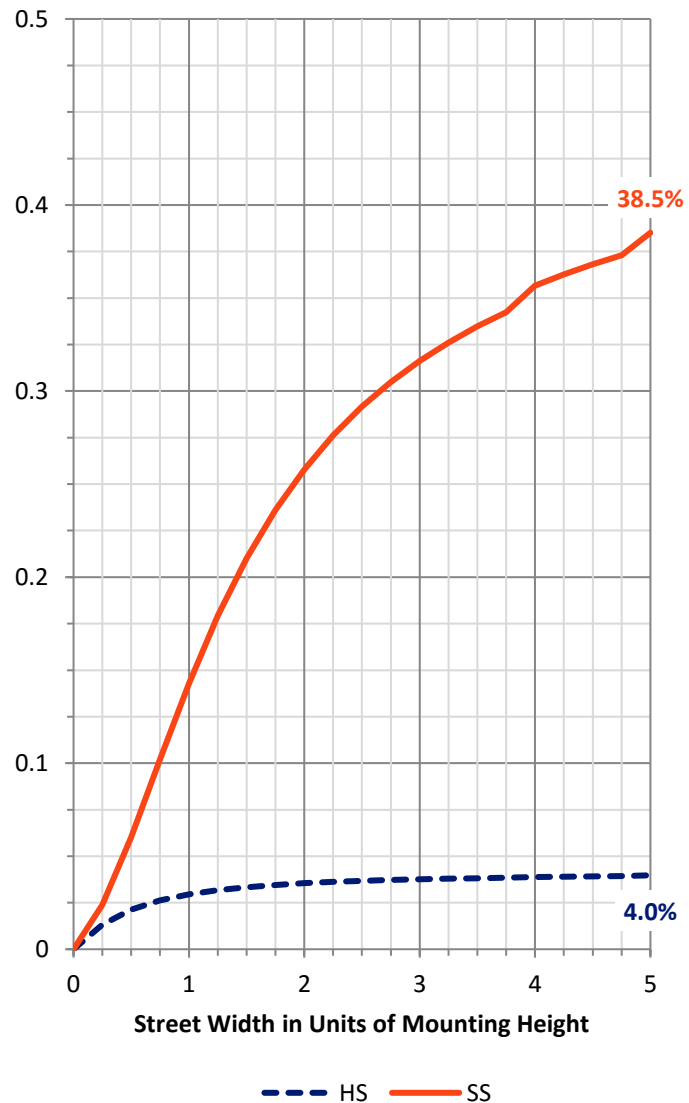
**FLUX DISTRIBUTION:**

		Downward	Upward	Total
<b>House Side</b>	Lumens	89.2	90.2	179.4
	% Fixture	4.2	4.2	8.4
<b>Street Side</b>	Lumens	977.5	975.1	1952.6
	% Fixture	45.9	45.7	91.6
<b>Total</b>	Lumens	1066.8	1065.2	2132.0
	% Fixture	50.0	50.0	100.0

**Coefficient of Utilization**

**ZONAL LUMENS:**

Zone	Lumens	% Fixture
0°-10°	2.9	0.1
10°-20°	16.2	0.8
20°-30°	40.7	1.9
30°-40°	75.2	3.5
40°-50°	116.1	5.4
50°-60°	158.1	7.4
60°-70°	195.7	9.2
70°-80°	223.8	10.5
80°-90°	238.1	11.2
90°-100°	238.6	11.2
100°-110°	223.5	10.5
110°-120°	195.0	9.1
120°-130°	157.5	7.4
130°-140°	115.8	5.4
140°-150°	75.2	3.5
150°-160°	40.7	1.9
160°-170°	16.1	0.8
170°-180°	2.9	0.1
0°-90°	1066.8	50.0
0°-180°	2132.0	100.0

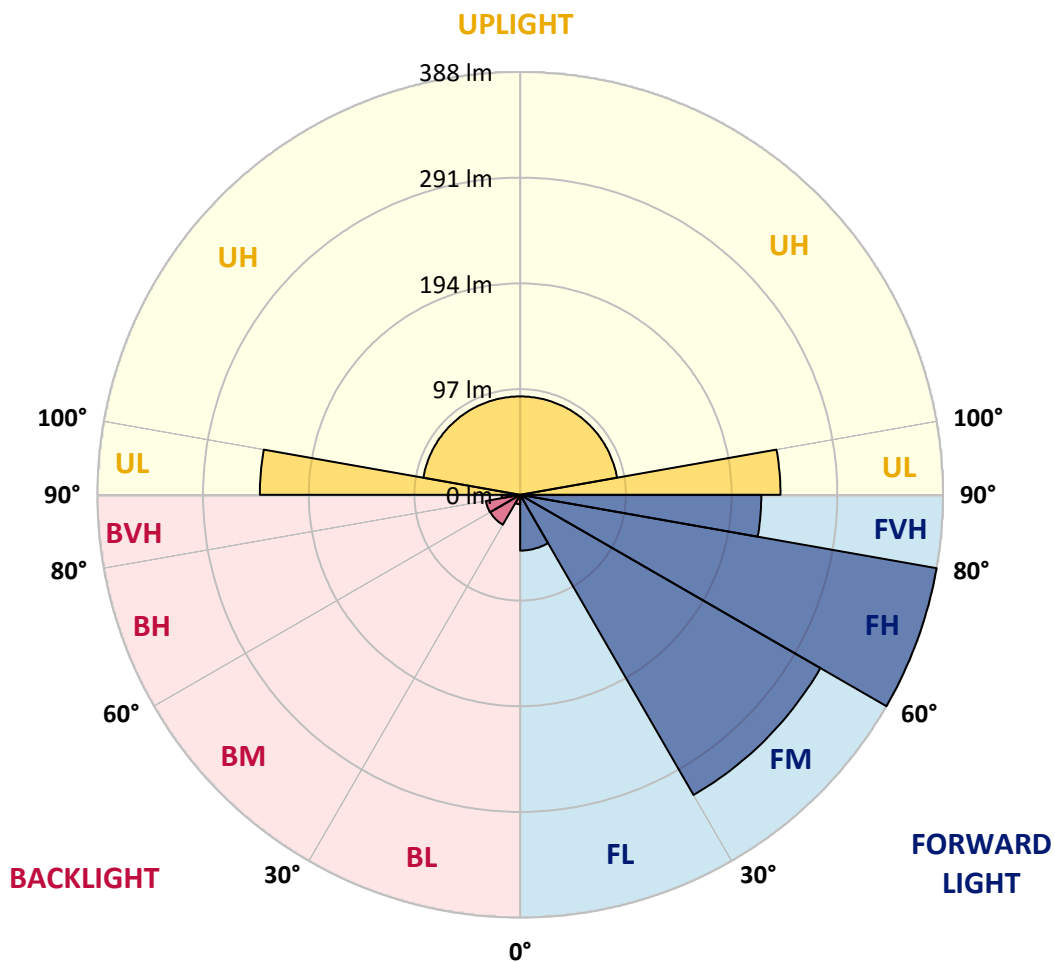


REPORT NUMBER: P368728  
 CATALOG NUMBER: 673-25-L3/830

**LUMINAIRE CLASSIFICATION SYSTEM LUMEN TABLE AND BUG RATING:**

Zone	Lumens	% Fixture	Zone Rating/Lumen Limit		
			B	U	G
FL (0°-30°)	51.1	2.4			
FM (30°-60°)	317.7	14.9			
FH (60°-80°)	387.6	18.2			G0/660
FVH (80°-90°)	221.1	10.4			G2/225
BL (0°-30°)	8.7	0.4	B0/110		
BM (30°-60°)	31.7	1.5	B0/220		
BH (60°-80°)	31.9	1.5	B0/110		G0/110
BVH (80°-90°)	17.0	0.8			G1/100
UL (90°-100°)	238.6	11.2		U3/500	
UH (100°-180°)	90.2	4.2		U3/500	

**BUG Rating: B0-U4-G2**  
 Type Short





REPORT NUMBER: P368728  
 CATALOG NUMBER: 673-25-L3/830

**CANDELA DISTRIBUTION (FULL):**

	0°	5°	15°	25°	35°	45°	55°	65°	75°	85°	90°
0°	14.2	14.2	14.2	14.2	14.2	14.2	14.2	14.2	14.2	14.2	14.2
2.5°	26.5	25.6	25.6	25.6	23.7	22.7	20.8	19.9	18.9	17.0	17.0
5°	46.4	45.5	44.5	43.6	39.8	36.9	33.1	30.3	26.5	22.7	21.8
7.5°	67.2	64.4	64.4	60.6	55.9	52.1	45.5	39.8	34.1	28.4	26.5
10°	86.2	84.3	83.3	78.6	72.9	66.3	57.8	50.2	41.7	35.0	31.3
12.5°	107.0	105.1	103.2	97.6	89.0	80.5	70.1	59.7	49.2	40.7	36.0
15°	128.8	127.9	124.1	116.5	107.0	96.6	83.3	70.1	57.8	46.4	40.7
17.5°	149.6	148.7	144.9	135.4	125.0	111.8	96.6	80.5	66.3	52.1	46.4
20°	171.4	170.5	164.8	155.3	142.1	126.9	109.9	91.9	73.9	58.7	51.1
22.5°	193.2	192.3	186.6	175.2	161.0	143.0	123.1	102.3	82.4	64.4	55.9
25°	216.9	214.0	208.4	195.1	179.0	159.1	136.4	113.7	90.9	70.1	60.6
27.5°	239.6	236.8	230.1	215.9	197.9	175.2	149.6	124.1	99.4	75.8	65.4
30°	263.3	261.4	253.8	235.8	215.9	191.3	162.9	134.5	107.0	82.4	70.1
32.5°	285.1	284.1	274.7	258.6	233.9	206.5	177.1	145.9	115.5	88.1	75.8
35°	307.8	305.9	295.5	278.5	253.8	222.6	190.4	156.3	124.1	93.8	80.5
37.5°	329.6	328.6	318.2	299.3	272.8	238.7	203.6	167.6	131.6	99.4	85.2
40°	351.4	350.4	339.1	318.2	289.8	255.7	216.9	178.1	140.2	106.1	90.0
42.5°	372.2	371.3	359.0	338.1	306.9	271.8	229.2	188.5	147.7	111.8	94.7
45°	394.0	392.1	379.8	357.1	324.9	287.0	243.4	197.9	155.3	117.4	99.4
47.5°	412.9	411.0	397.8	374.1	341.0	301.2	255.7	207.4	162.9	122.2	104.2
50°	431.9	430.9	416.7	392.1	357.1	314.4	267.1	216.9	170.5	126.9	108.0
52.5°	450.8	448.9	434.7	408.2	371.3	327.7	278.5	226.4	177.1	131.6	111.8
55°	467.9	466.9	451.8	424.3	386.4	341.0	288.9	233.9	183.7	136.4	115.5
57.5°	484.0	483.0	466.9	438.5	399.7	352.3	299.3	243.4	189.4	141.1	119.3
60°	500.1	498.2	483.0	452.7	412.0	363.7	308.8	251.9	195.1	144.9	123.1
62.5°	514.3	511.4	497.2	466.0	424.3	373.2	317.3	258.6	200.8	148.7	126.0
65°	527.5	525.6	509.5	478.3	434.7	383.6	324.9	265.2	205.5	152.5	128.8
67.5°	538.9	537.0	520.9	489.7	445.1	392.1	332.4	270.9	210.3	156.3	131.6
70°	550.3	549.3	532.3	500.1	454.6	400.6	340.0	276.6	214.0	159.1	133.5
72.5°	560.7	558.8	541.7	508.6	463.1	408.2	345.7	281.3	217.8	161.0	135.4
75°	569.2	567.3	550.3	516.2	469.8	413.9	350.4	286.0	220.7	162.9	137.3
77.5°	575.8	574.0	556.9	522.8	475.5	418.6	354.2	288.9	222.6	164.8	139.2
80°	582.5	580.6	562.6	527.5	481.1	422.4	358.0	291.7	224.5	166.7	140.2
82.5°	586.3	584.4	566.4	531.3	484.0	425.3	360.9	293.6	226.4	166.7	141.1
85°	589.1	587.2	569.2	534.2	485.9	428.1	362.7	294.6	227.3	167.6	141.1
87.5°	591.0	589.1	571.1	536.1	487.8	429.0	363.7	295.5	227.3	167.6	141.1
88°	591.0	589.1	571.1	536.1	487.8	429.0	363.7	295.5	227.3	168.6	141.1
90°	593.8	591.9	574.0	538.9	490.6	430.9	365.6	297.4	229.2	169.5	142.1
92.5°	592.9	591.0	573.0	538.0	489.7	430.0	364.6	296.4	229.2	169.5	142.1
95°	591.0	589.1	571.1	536.1	487.8	429.0	363.7	296.4	228.3	168.6	142.1
97.5°	586.3	584.4	566.4	532.3	484.9	426.2	360.9	294.6	226.4	167.6	141.1
100°	581.5	579.6	561.6	527.5	480.2	422.4	358.0	291.7	225.4	166.7	140.2
102.5°	575.8	573.0	556.0	521.9	475.5	418.6	354.2	288.9	222.6	164.8	139.2
105°	568.3	566.4	548.4	515.2	468.8	412.9	350.4	285.1	219.7	162.9	137.3
107.5°	558.8	556.9	539.9	506.7	462.2	406.3	344.7	281.3	216.9	161.0	135.4



REPORT NUMBER: P368728  
 CATALOG NUMBER: 673-25-L3/830

**CANDELA DISTRIBUTION (continued):**

	0°	5°	15°	25°	35°	45°	55°	65°	75°	85°	90°
110°	548.4	546.5	529.4	498.2	453.7	399.7	339.1	276.6	213.1	158.2	133.5
112.5°	537.0	535.1	518.1	486.8	444.2	391.2	331.5	270.9	209.3	155.3	131.6
115°	523.8	521.9	505.8	474.5	432.8	380.7	323.9	264.2	204.6	152.5	128.8
117.5°	510.5	508.6	493.4	463.1	422.4	372.2	315.4	257.6	199.8	148.7	126.0
120°	496.3	494.4	479.2	449.9	411.0	361.8	306.9	251.0	194.2	144.9	122.2
122.5°	480.2	479.2	465.0	435.7	397.8	350.4	298.3	240.6	188.5	141.1	119.3
125°	464.1	462.2	448.9	421.5	383.6	338.1	287.0	233.0	181.8	136.4	115.5
127.5°	448.0	445.1	431.9	405.4	370.3	325.8	276.6	224.5	176.2	131.6	111.8
130°	430.0	427.1	414.8	389.3	355.2	312.5	267.1	215.9	169.5	126.9	108.0
132.5°	412.0	408.2	396.8	372.2	340.0	299.3	254.8	206.5	162.0	121.2	104.2
135°	391.2	388.3	377.0	354.2	323.9	285.1	240.6	197.0	155.3	116.5	99.4
137.5°	372.2	368.4	357.1	336.2	306.9	269.9	229.2	187.5	147.7	110.8	94.7
140°	350.4	347.6	338.1	317.3	289.8	254.8	215.9	177.1	139.2	105.1	90.0
142.5°	329.6	327.7	317.3	298.3	271.8	237.7	203.6	166.7	131.6	99.4	85.2
145°	307.8	305.0	296.4	278.5	254.8	221.6	190.4	156.3	124.1	93.8	80.5
147.5°	285.1	284.1	273.7	258.6	233.9	206.5	177.1	145.9	115.5	88.1	75.8
150°	263.3	261.4	252.9	236.8	215.9	190.4	163.9	135.4	107.0	82.4	71.0
152.5°	237.7	237.7	228.3	215.9	197.0	174.3	149.6	124.1	98.5	75.8	65.4
155°	215.0	214.0	206.5	195.1	179.0	158.2	136.4	113.7	90.0	70.1	60.6
157.5°	193.2	192.3	185.6	175.2	160.1	143.0	123.1	102.3	82.4	64.4	55.9
160°	170.5	169.5	163.9	155.3	142.1	126.0	108.9	91.9	73.9	57.8	51.1
162.5°	147.7	147.7	142.1	135.4	124.1	110.8	95.7	80.5	65.4	52.1	45.5
165°	126.0	125.0	121.2	115.5	106.1	93.8	82.4	70.1	57.8	46.4	40.7
167.5°	105.1	104.2	102.3	96.6	89.0	79.6	70.1	59.7	49.2	39.8	36.0
170°	84.3	83.3	82.4	77.7	72.0	65.4	57.8	49.2	41.7	34.1	31.3
172.5°	64.4	63.5	62.5	59.7	54.9	50.2	45.5	38.8	34.1	28.4	26.5
175°	45.5	44.5	43.6	41.7	38.8	36.0	32.2	29.4	26.5	22.7	21.8
177.5°	25.6	25.6	25.6	24.6	23.7	22.7	20.8	19.9	18.9	18.0	17.0
180°	15.2	15.2	15.2	15.2	15.2	15.2	15.2	15.2	15.2	15.2	15.2





REPORT NUMBER: P368728  
 CATALOG NUMBER: 673-25-L3/830

**CANDELA DISTRIBUTION (continued):**

	95°	105°	115°	125°	135°	145°	155°	165°	175°	180°
0°	14.2	14.2	14.2	14.2	14.2	14.2	14.2	14.2	14.2	14.2
2.5°	16.1	15.2	15.2	14.2	14.2	14.2	13.3	13.3	13.3	13.3
5°	19.9	18.0	16.1	15.2	14.2	13.3	13.3	13.3	13.3	13.3
7.5°	24.6	20.8	18.0	15.2	14.2	13.3	13.3	13.3	13.3	13.3
10°	28.4	22.7	18.9	16.1	14.2	13.3	13.3	13.3	13.3	13.3
12.5°	32.2	25.6	20.8	17.0	14.2	13.3	13.3	13.3	13.3	13.3
15°	36.0	28.4	21.8	17.0	14.2	13.3	13.3	13.3	13.3	12.3
17.5°	40.7	30.3	23.7	18.0	14.2	13.3	13.3	13.3	12.3	12.3
20°	44.5	33.1	24.6	18.0	14.2	13.3	12.3	12.3	12.3	12.3
22.5°	48.3	36.0	25.6	18.9	14.2	12.3	12.3	12.3	12.3	12.3
25°	52.1	37.9	26.5	18.9	14.2	12.3	12.3	12.3	11.4	11.4
27.5°	56.8	40.7	28.4	19.9	14.2	12.3	11.4	11.4	11.4	11.4
30°	60.6	42.6	29.4	19.9	14.2	11.4	11.4	11.4	11.4	11.4
32.5°	64.4	44.5	30.3	19.9	14.2	10.4	10.4	10.4	10.4	10.4
35°	68.2	47.4	31.3	20.8	13.3	10.4	10.4	10.4	10.4	10.4
37.5°	72.0	49.2	32.2	20.8	13.3	9.5	9.5	9.5	9.5	9.5
40°	75.8	52.1	34.1	20.8	13.3	9.5	9.5	9.5	9.5	9.5
42.5°	79.6	54.0	35.0	20.8	12.3	8.5	8.5	8.5	8.5	8.5
45°	83.3	56.8	36.0	21.8	12.3	8.5	8.5	8.5	8.5	8.5
47.5°	87.1	58.7	36.9	21.8	12.3	7.6	7.6	7.6	7.6	7.6
50°	90.9	60.6	37.9	21.8	12.3	7.6	7.6	7.6	7.6	7.6
52.5°	93.8	62.5	38.8	22.7	12.3	6.6	6.6	6.6	6.6	6.6
55°	96.6	64.4	39.8	22.7	11.4	6.6	6.6	6.6	6.6	6.6
57.5°	99.4	65.4	40.7	22.7	11.4	5.7	5.7	5.7	5.7	5.7
60°	102.3	67.2	40.7	22.7	11.4	5.7	5.7	5.7	5.7	5.7
62.5°	105.1	69.1	41.7	22.7	10.4	5.7	5.7	5.7	4.7	4.7
65°	107.0	70.1	42.6	22.7	10.4	4.7	4.7	4.7	4.7	4.7
67.5°	108.9	71.0	42.6	22.7	10.4	4.7	4.7	4.7	4.7	4.7
70°	110.8	72.0	43.6	22.7	10.4	3.8	3.8	3.8	3.8	3.8
72.5°	112.7	72.9	43.6	22.7	9.5	3.8	3.8	3.8	3.8	3.8
75°	113.7	73.9	43.6	22.7	9.5	3.8	2.8	2.8	2.8	2.8
77.5°	115.5	74.8	43.6	22.7	9.5	2.8	2.8	2.8	2.8	2.8
80°	115.5	74.8	44.5	22.7	9.5	2.8	2.8	2.8	2.8	2.8
82.5°	116.5	74.8	43.6	22.7	8.5	1.9	1.9	1.9	1.9	1.9
85°	116.5	74.8	43.6	21.8	8.5	1.9	1.9	1.9	1.9	1.9
87.5°	116.5	74.8	43.6	21.8	8.5	1.9	1.9	1.9	1.9	1.9
88°	116.5	75.8	43.6	21.8	8.5	1.9	1.9	1.9	1.9	1.9
90°	117.4	75.8	44.5	21.8	8.5	1.9	1.9	1.9	1.9	1.9
92.5°	117.4	75.8	44.5	21.8	8.5	1.9	1.9	1.9	1.9	1.9
95°	117.4	75.8	44.5	21.8	8.5	1.9	1.9	1.9	1.9	1.9
97.5°	116.5	74.8	44.5	22.7	8.5	1.9	1.9	1.9	1.9	1.9
100°	115.5	74.8	44.5	22.7	8.5	2.8	2.8	2.8	2.8	2.8
102.5°	115.5	74.8	44.5	22.7	9.5	2.8	2.8	2.8	2.8	2.8
105°	113.7	73.9	43.6	22.7	9.5	3.8	3.8	3.8	3.8	3.8
107.5°	112.7	72.9	43.6	22.7	10.4	3.8	3.8	3.8	3.8	3.8



REPORT NUMBER: P368728  
 CATALOG NUMBER: 673-25-L3/830

**CANDELA DISTRIBUTION (continued):**

	95°	105°	115°	125°	135°	145°	155°	165°	175°	180°
110°	110.8	72.0	43.6	22.7	10.4	4.7	4.7	4.7	4.7	4.7
112.5°	108.9	71.0	42.6	22.7	10.4	4.7	4.7	4.7	4.7	4.7
115°	107.0	70.1	42.6	22.7	11.4	5.7	5.7	5.7	5.7	5.7
117.5°	104.2	69.1	41.7	22.7	11.4	5.7	5.7	5.7	5.7	5.7
120°	101.3	67.2	41.7	22.7	11.4	6.6	6.6	6.6	6.6	6.6
122.5°	99.4	66.3	40.7	22.7	12.3	6.6	6.6	6.6	6.6	6.6
125°	96.6	64.4	39.8	22.7	12.3	7.6	7.6	7.6	7.6	7.6
127.5°	92.8	62.5	38.8	22.7	12.3	7.6	7.6	7.6	7.6	7.6
130°	90.0	60.6	37.9	22.7	13.3	8.5	8.5	8.5	8.5	8.5
132.5°	87.1	58.7	36.9	21.8	13.3	8.5	8.5	8.5	8.5	8.5
135°	83.3	56.8	36.0	21.8	13.3	9.5	8.5	8.5	8.5	8.5
137.5°	79.6	54.0	35.0	21.8	13.3	9.5	9.5	9.5	9.5	9.5
140°	75.8	52.1	34.1	21.8	13.3	9.5	9.5	9.5	9.5	9.5
142.5°	72.0	50.2	33.1	20.8	14.2	10.4	10.4	10.4	10.4	10.4
145°	68.2	47.4	32.2	20.8	14.2	10.4	10.4	10.4	10.4	10.4
147.5°	64.4	45.5	30.3	20.8	14.2	11.4	11.4	11.4	10.4	11.4
150°	60.6	42.6	29.4	19.9	14.2	11.4	11.4	11.4	11.4	11.4
152.5°	55.9	40.7	28.4	19.9	14.2	12.3	12.3	12.3	11.4	12.3
155°	52.1	37.9	26.5	19.9	15.2	12.3	12.3	12.3	12.3	12.3
157.5°	48.3	35.0	25.6	18.9	15.2	13.3	12.3	12.3	12.3	12.3
160°	43.6	33.1	24.6	18.9	15.2	13.3	13.3	13.3	13.3	13.3
162.5°	39.8	30.3	23.7	18.0	15.2	13.3	13.3	13.3	13.3	13.3
165°	36.0	28.4	21.8	18.0	15.2	13.3	13.3	13.3	13.3	13.3
167.5°	32.2	25.6	20.8	17.0	15.2	14.2	14.2	13.3	13.3	13.3
170°	28.4	22.7	18.9	16.1	15.2	14.2	14.2	13.3	13.3	13.3
172.5°	24.6	20.8	18.0	16.1	14.2	14.2	14.2	13.3	13.3	13.3
175°	19.9	18.0	16.1	15.2	14.2	14.2	14.2	14.2	13.3	13.3
177.5°	17.0	16.1	15.2	15.2	14.2	14.2	14.2	14.2	14.2	14.2
180°	15.2	15.2	15.2	15.2	15.2	15.2	15.2	15.2	15.2	15.2

(END OF REPORT)