

Signify Classified - Internal
Cooper Lighting Solutions Photometric Lab
1121 Highway 74 South
Peachtree City, GA 30269



Scaled data based on original data using
LM-79-08 Approved Method: Electrical and Photometric Measurements of Solid-
State Lighting Products

Test Report Prepared for
Cooper Lighting Solutions
(formerly Eaton)

Brand: McGRAW-EDISON

Report Number: P438971

Luminaire Tested: **ISW-SA1F-830-U-T3**

Issue Date: 12/10/2020

Test Information

Test Method: LM-79-08
Report Number: P438971
TEST IS SCALED FROM IESNA LM-79-08 TEST DATA (G3-2011-074-8)
Test Lab: INNOVATION CENTER
Issue Date: 12/10/2020
Manufacturer: COOPER LIGHTING SOLUTIONS (FORMERLY EATON)
Product Line: McGRAW-EDISON
Catalog Number: ISW-SA1F-830-U-T3
Description: IMPACT ELITE LED WEDGE LUMINAIRE
(1) 80 CRI, 3000K, 1200mA LIGHTSQUARE WITH 16 LEDS AND TYPE III OPTICS
Light Source: -
Ballast/Driver: ELECTRONIC DRIVER

Summary

Lumens per Lamp: N/A
Luminaire Lumens: 6133 lumens
Efficiency: N/A
Efficacy: 92.9 lumens/watt
Luminous Opening: Rectangular (W 0.5' x L: 0.5' x H: 0')
IES Classification: Type III - Medium
BUG Rating: B1 - U0 - G2

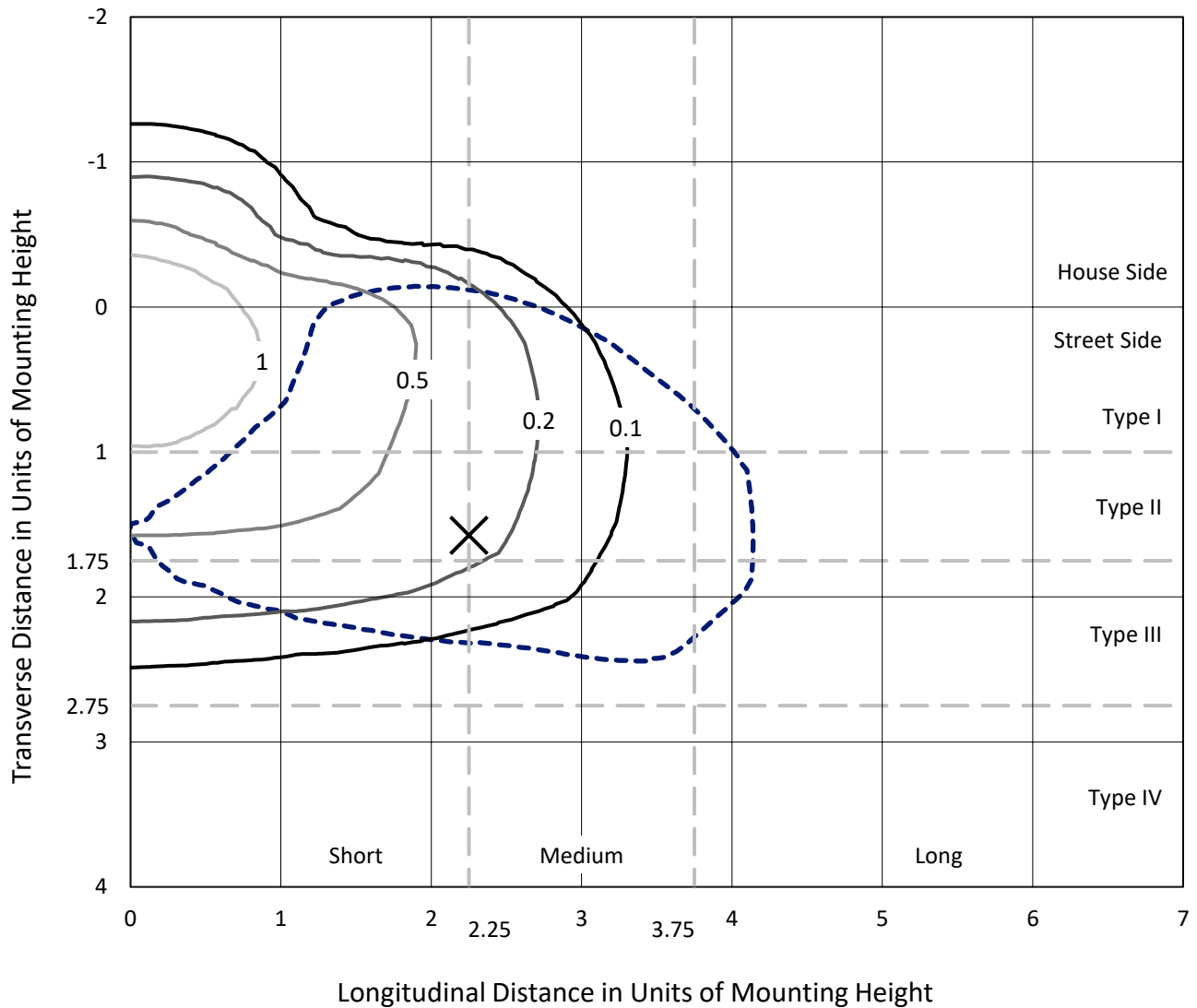
Input Watts (W): 66
Input Voltage (V): NR
Input Current (Ain): NR
Voltage Rise (V): NR
Power Factor: NR
Total Harmonic Distortion (THDi): NR
Frequency (hertz): 60
Stabilization Time: NR
Operation Time: NR
Ambient Temperature (°C): NR
Test Distance: 28.75 FT



REPORT NUMBER: P438971
 CATALOG NUMBER: ISW-SA1F-830-U-T3

Iso-Footcandle Lines of Horizontal Illumination

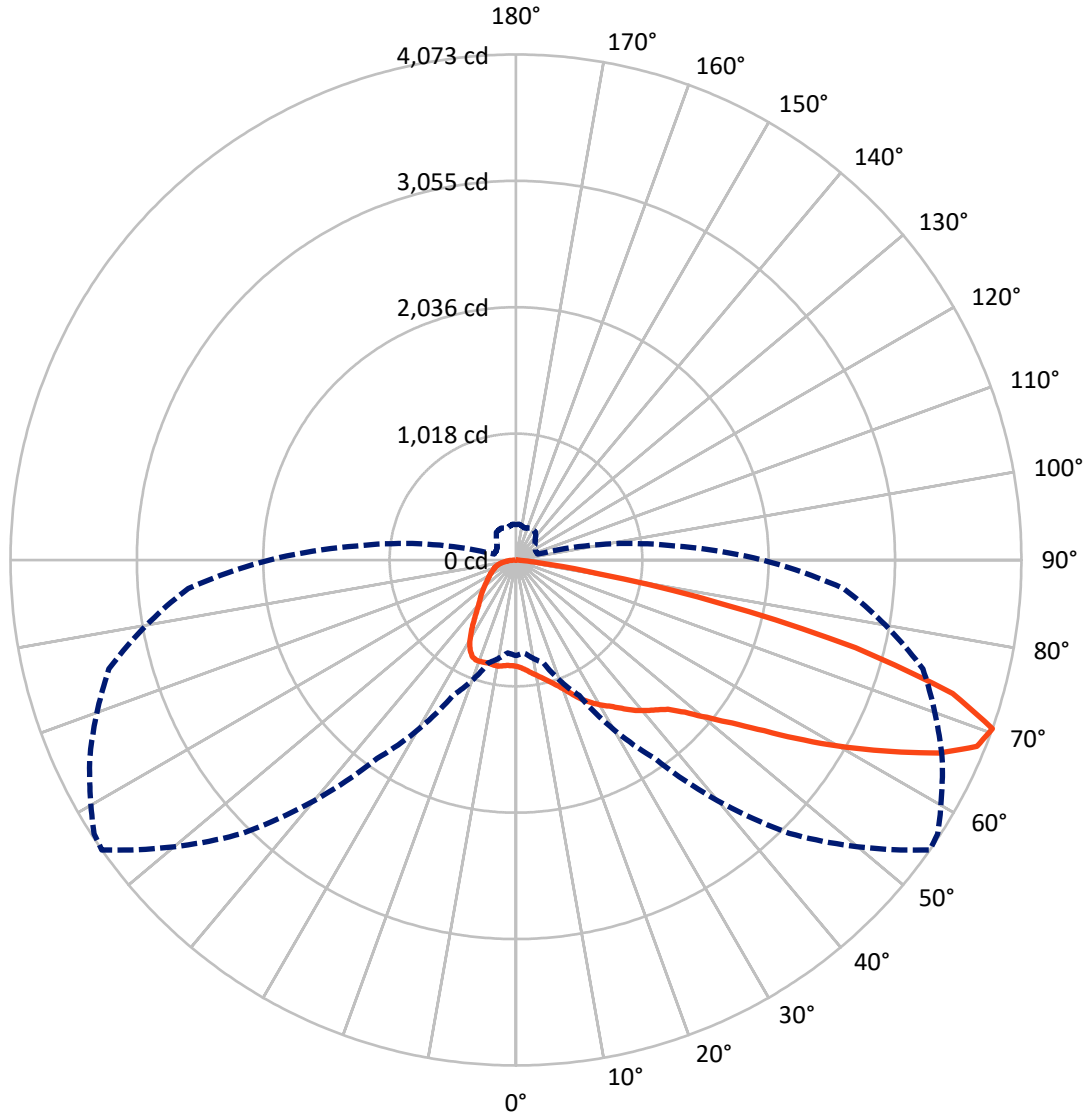
✕ Max cd
 - - - 1/2 Max cd



Based on 25 foot mounting height. Maximum calculated value = 1.5 fc
 Type III - Medium - N/A

REPORT NUMBER: P438971
CATALOG NUMBER: ISW-SA1F-830-U-T3

Luminous Intensity Polar Plot



— Vertical Plane Through 55-Deg Lateral - - - Horizontal Cone Through 70-Deg Vertical

REPORT NUMBER: P438971
 CATALOG NUMBER: ISW-SA1F-830-U-T3

FLUX DISTRIBUTION:

		Downward	Upward	Total
House Side	Lumens	1356.5	0.0	1356.5
	% Fixture	22.1	0.0	22.1
Street Side	Lumens	4776.4	0.0	4776.4
	% Fixture	77.9	0.0	77.9
Total	Lumens	6133.0	0.0	6133.0
	% Fixture	100.0	0.0	100.0

ZONAL LUMENS:

Zone	Lumens	% Fixture
0°-10°	84.4	1.4
10°-20°	268.5	4.4
20°-30°	466.9	7.6
30°-40°	658.2	10.7
40°-50°	872.3	14.2
50°-60°	1270.8	20.7
60°-70°	1585.9	25.9
70°-80°	844.6	13.8
80°-90°	81.4	1.3
90°-100°	0.0	0.0
100°-110°	0.0	0.0
110°-120°	0.0	0.0
120°-130°	0.0	0.0
130°-140°	0.0	0.0
140°-150°	0.0	0.0
150°-160°	0.0	0.0
160°-170°	0.0	0.0
170°-180°	0.0	0.0
0°-90°	6133.0	100.0
0°-180°	6133.0	100.0

Coefficient of Utilization

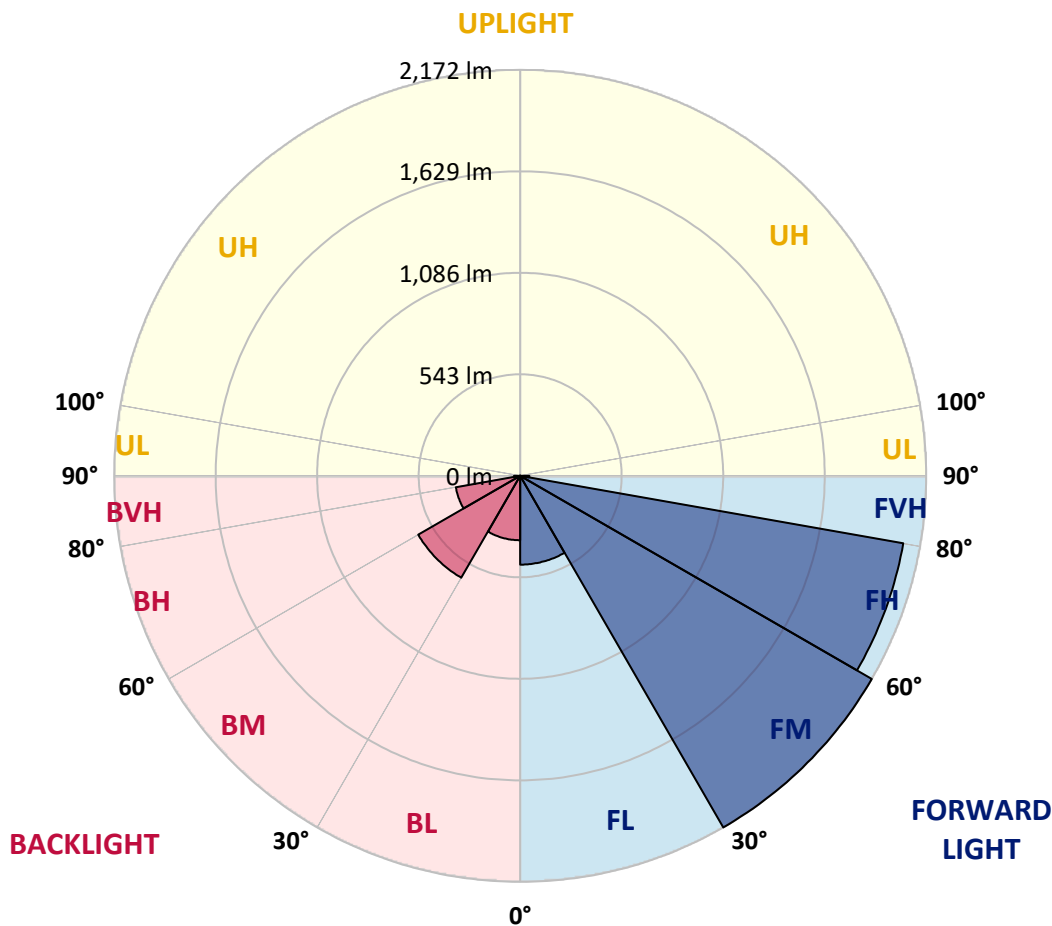


REPORT NUMBER: P438971
 CATALOG NUMBER: ISW-SA1F-830-U-T3

LUMINAIRE CLASSIFICATION SYSTEM LUMEN TABLE AND BUG RATING:

Zone	Lumens	% Fixture	Zone Rating/Lumen Limit		
			B	U	G
FL (0°-30°)	475.1	7.7			
FM (30°-60°)	2171.9	35.4			
FH (60°-80°)	2080.9	33.9			G2/5000
FVH (80°-90°)	48.6	0.8			G1/100
BL (0°-30°)	344.7	5.6	B1/500		
BM (30°-60°)	629.4	10.3	B1/1000		
BH (60°-80°)	349.6	5.7	B1/500		G1/500
BVH (80°-90°)	32.8	0.5			G1/100
UL (90°-100°)	0.0	0.0		U0/0	
UH (100°-180°)	0.0	0.0		U0/0	

BUG Rating: B1-U0-G2
 Type III Medium





REPORT NUMBER: P438971
 CATALOG NUMBER: ISW-SA1F-830-U-T3

CANDELA DISTRIBUTION (FULL):

	0°	5°	15°	25°	35°	45°	55°	57°	65°	75°	85°
0°	856.5	856.5	856.5	856.5	856.5	856.5	856.5	856.5	856.5	856.5	856.5
2.5°	885.2	883.0	883.0	880.8	878.6	876.4	871.9	867.5	867.5	863.1	863.1
5°	907.3	902.9	905.1	902.9	902.9	898.4	891.8	891.8	889.6	878.6	869.7
7.5°	929.3	927.1	927.1	929.3	927.1	922.7	920.5	918.3	909.5	896.2	883.0
10°	960.2	960.2	960.2	958.0	958.0	953.6	947.0	947.0	936.0	920.5	905.1
12.5°	1006.6	1004.4	1002.2	1002.2	995.6	986.7	980.1	980.1	973.5	949.2	929.3
15°	1059.6	1053.0	1048.5	1048.5	1039.7	1024.3	1017.6	1019.9	1013.2	984.5	955.8
17.5°	1112.6	1112.6	1108.1	1097.1	1086.1	1075.0	1059.6	1064.0	1057.4	1028.7	991.2
20°	1161.1	1156.7	1156.7	1150.1	1134.6	1121.4	1112.6	1110.4	1105.9	1075.0	1030.9
22.5°	1214.1	1211.9	1205.3	1200.9	1189.8	1183.2	1178.8	1178.8	1161.1	1119.2	1061.8
25°	1278.1	1275.9	1275.9	1258.3	1249.4	1238.4	1245.0	1238.4	1229.6	1167.8	1094.9
27.5°	1342.1	1342.1	1339.9	1331.1	1306.8	1300.2	1304.6	1300.2	1298.0	1214.1	1125.8
30°	1410.6	1408.4	1401.7	1399.5	1375.3	1357.6	1355.4	1346.6	1346.6	1256.0	1147.9
32.5°	1468.0	1465.8	1470.2	1461.3	1445.9	1421.6	1406.2	1406.2	1390.7	1298.0	1174.4
35°	1520.9	1525.4	1525.4	1520.9	1507.7	1483.4	1468.0	1472.4	1450.3	1335.5	1207.5
37.5°	1580.5	1576.1	1569.5	1565.1	1547.4	1536.4	1536.4	1540.8	1507.7	1375.3	1251.6
40°	1593.8	1604.8	1620.3	1602.6	1593.8	1591.6	1596.0	1585.0	1551.9	1437.1	1326.7
42.5°	1620.3	1629.1	1657.8	1651.2	1644.6	1651.2	1651.2	1635.7	1620.3	1520.9	1428.2
45°	1686.5	1702.0	1724.0	1726.2	1724.0	1735.1	1715.2	1713.0	1710.8	1642.4	1565.1
47.5°	1759.4	1777.0	1827.8	1821.2	1845.4	1867.5	1832.2	1830.0	1836.6	1803.5	1739.5
50°	1845.4	1863.1	1927.1	1951.4	2017.6	2057.4	1993.3	1964.6	2011.0	2008.8	1960.2
52.5°	1944.8	1966.9	2011.0	2094.9	2207.5	2249.4	2181.0	2156.7	2211.9	2238.4	2194.2
55°	2013.2	2030.9	2099.3	2229.5	2412.8	2467.9	2428.2	2406.1	2465.7	2487.8	2441.5
57.5°	2037.5	2041.9	2143.5	2348.7	2602.6	2743.9	2737.3	2721.8	2697.5	2752.7	2739.5
60°	1995.6	2019.8	2150.1	2401.7	2772.6	3039.7	3064.0	3028.6	2997.7	3011.0	2966.8
62.5°	1940.4	1960.2	2097.1	2408.3	2887.4	3306.8	3397.3	3357.6	3280.3	3245.0	3141.2
65°	1746.1	1746.1	1880.8	2273.7	2867.5	3525.3	3748.3	3679.8	3538.6	3412.7	3134.6
67.5°	1335.5	1328.9	1459.1	1867.5	2587.2	3547.4	4006.6	3971.2	3743.9	3476.8	3011.0
70°	770.4	750.5	858.7	1205.3	1953.6	3114.7	4072.8	4052.9	3790.2	3395.1	2651.2
72.5°	267.1	284.8	355.4	512.1	1075.0	2242.8	3679.8	3721.8	3569.5	3083.8	2130.2
75°	139.1	139.1	163.4	223.0	454.7	1156.7	2827.8	2958.0	2991.1	2580.5	1520.9
77.5°	101.5	103.8	117.0	143.5	216.3	443.7	1697.5	1821.2	2070.6	1777.0	878.6
80°	68.4	70.6	83.9	94.9	132.4	172.2	677.7	743.9	1026.5	794.7	340.0
82.5°	50.8	53.0	53.0	55.2	72.8	79.5	178.8	220.7	353.2	236.2	121.4
85°	11.0	11.0	22.1	22.1	22.1	22.1	39.7	44.1	66.2	70.6	39.7
87.5°	0.0	0.0	0.0	0.0	2.2	2.2	4.4	4.4	4.4	6.6	6.6
90°	0.0	0.0	0.0	0.0	0.0	0.0	0.0	0.0	0.0	0.0	0.0



REPORT NUMBER: P438971
 CATALOG NUMBER: ISW-SA1F-830-U-T3

CANDELA DISTRIBUTION (continued):

	90°	95°	105°	115°	125°	135°	145°	155°	165°	175°	180°
0°	856.5	856.5	856.5	856.5	856.5	856.5	856.5	856.5	856.5	856.5	856.5
2.5°	860.9	858.7	856.5	854.3	852.1	849.9	847.7	849.9	849.9	854.3	856.5
5°	867.5	860.9	858.7	854.3	852.1	852.1	852.1	854.3	856.5	858.7	860.9
7.5°	878.6	876.4	869.7	860.9	858.7	858.7	854.3	854.3	854.3	858.7	858.7
10°	898.4	891.8	883.0	874.2	867.5	854.3	843.3	834.4	838.8	845.5	845.5
12.5°	920.5	909.5	898.4	883.0	865.3	843.3	832.2	834.4	834.4	841.0	843.3
15°	949.2	940.4	916.1	889.6	858.7	841.0	836.6	832.2	832.2	836.6	841.0
17.5°	980.1	964.7	933.8	894.0	863.1	843.3	834.4	816.8	807.9	805.7	810.1
20°	1008.8	991.2	949.2	898.4	867.5	841.0	810.1	781.4	759.4	755.0	750.5
22.5°	1033.1	1011.0	960.2	907.3	867.5	819.0	766.0	724.0	693.1	684.3	688.7
25°	1059.6	1026.5	973.5	916.1	852.1	774.8	702.0	651.2	620.3	607.1	607.1
27.5°	1081.7	1048.5	986.7	909.5	812.3	715.2	631.3	580.6	556.3	543.0	540.8
30°	1101.5	1066.2	1013.2	889.6	755.0	633.5	560.7	525.4	509.9	494.5	496.7
32.5°	1128.0	1097.1	1033.1	847.7	677.7	558.5	503.3	485.6	470.2	459.2	463.6
35°	1165.5	1147.9	1039.7	794.7	598.2	505.5	468.0	448.1	434.9	419.4	419.4
37.5°	1218.5	1203.1	1017.6	715.2	527.6	465.8	439.3	412.8	390.7	373.1	368.6
40°	1282.5	1260.5	980.1	626.9	472.4	439.3	415.0	381.9	351.0	326.7	322.3
42.5°	1384.1	1320.1	924.9	536.4	432.7	417.2	384.1	342.2	311.3	293.6	289.2
45°	1492.2	1388.5	845.5	459.2	401.8	390.7	353.2	311.3	289.2	275.9	273.7
47.5°	1629.1	1463.6	770.4	401.8	366.4	364.2	320.1	293.6	275.9	267.1	264.9
50°	1810.1	1558.5	695.4	357.6	335.5	328.9	304.6	282.6	269.3	262.7	260.5
52.5°	2019.8	1668.8	635.8	324.5	306.8	302.4	295.8	278.1	269.3	262.7	260.5
55°	2218.5	1783.6	571.7	293.6	282.6	287.0	291.4	278.1	271.5	267.1	262.7
57.5°	2437.0	1880.8	498.9	269.3	262.7	273.7	287.0	280.3	275.9	269.3	267.1
60°	2571.7	1949.2	401.8	247.2	247.2	262.7	280.3	275.9	267.1	267.1	267.1
62.5°	2631.3	1938.2	317.9	225.2	229.6	249.4	269.3	264.9	258.3	269.3	269.3
65°	2554.0	1812.3	258.3	205.3	211.9	231.8	258.3	258.3	258.3	275.9	275.9
67.5°	2353.2	1622.5	211.9	187.6	194.3	218.5	258.3	273.7	271.5	291.4	291.4
70°	1986.7	1287.0	183.2	174.4	183.2	218.5	273.7	282.6	267.1	289.2	284.8
72.5°	1514.3	898.4	163.4	161.1	172.2	211.9	275.9	271.5	251.7	258.3	251.7
75°	995.6	545.2	143.5	147.9	152.3	187.6	262.7	253.9	229.6	225.2	220.7
77.5°	547.5	273.7	125.8	132.4	132.4	158.9	238.4	218.5	198.7	187.6	183.2
80°	218.5	139.1	110.4	117.0	108.2	128.0	178.8	170.0	152.3	143.5	139.1
82.5°	99.3	77.3	92.7	97.1	81.7	94.9	132.4	128.0	114.8	99.3	94.9
85°	37.5	44.1	70.6	66.2	57.4	55.2	75.1	68.4	55.2	44.1	44.1
87.5°	4.4	8.8	17.7	24.3	13.2	8.8	4.4	2.2	2.2	0.0	0.0
90°	0.0	0.0	0.0	0.0	0.0	0.0	0.0	0.0	0.0	0.0	0.0

Cooper Lighting Solutions Photometric Lab
1121 Highway 74 South
Peachtree City, GA 30269



LM-79-2019: Approved Method: Electrical and Photometric Measurements of Solid-State Lighting Products

Report Prepared for

Cooper Lighting Solutions

MCGRAW EDISON

Report Number: SP1-2408-195-9

Test Date: 08/07/2024

Luminaire Tested: GALN-SB1A-830-U-5WQ

Data in this report applies to families of products including GALN-SB1A-830-U-5WQ.

Test Information

Test Method: LM-79-2019
 Report Number: SP1-2408-195-9
 Test Lab: COOPER LIGHTING SOLUTIONS
 Photometer: SP1 - 76IN SPHERE
 Measurement Geometry: 4π
 Issue Date: 08/07/2024
 Manufacturer: COOPER LIGHTING SOLUTIONS
 Product Line: MCGRAW EDISON
 Catalog Number: **GALN-SB1A-830-U-5WQ**
 Description: GALLEON AREA AND ROADWAY LUMINAIRE. (1) 80 CRI, 3000K, 350MA HIGH DENSITY LIGHTSQUARE WITH 26 LEDS AND TYPE V WIDE OPTICS

Spectral Parameters

CCT (K): 3050
 CIE u': 0.2476
 CIE v': 0.5251
 Duv: 0.0034
 CIE x: 0.4383
 CIE y: 0.4131
 CIE z: 0.1487
 Peak Wavelength (nm): 603
 Dominant Wavelength (nm): 581
 Purity: 55.55201
 Rf: 81.5
 Rg: 99.2

CRI (Ra):	81.0		
R1:	79.6	R9:	7.1
R2:	85.6	R10:	67.0
R3:	92.0	R11:	82.7
R4:	82.6	R12:	63.2
R5:	78.9	R13:	80.3
R6:	81.7	R14:	95.0
R7:	85.2	R15:	71.7
R8:	62.0		



Test Conditions

Stabilization Time: 20M
 Operation Time: 1H 20M
 Sphere Temperature (°C): 24.2

REPORT NUMBER: SP1-2408-195-9

Measurement and Test Equipment			
Instrument	Identification Number	Calibration Date	Calibration Due Date
Photometer	IN0058	6/18/2024	12/18/2024
Power Meter	INXT2011004	2/8/2024	2/8/2025
AC Power Source	IN0063	10/24/2023	10/24/2024
DC Power Source	IN0208	10/24/2023	10/24/2024
Sphere Thermometer	IN0085	10/24/2023	10/24/2024
Room Thermometer	IN0046	10/24/2023	10/24/2024

REPORT NUMBER: SP1-2408-195-9

CIE 1931 Chromaticity Diagram



CIE 1931 Chromaticity Diagram with 2017 ANSI 7-Step and 4-Step Quadrangles



Point lies inside the ANSI 3000K 4-step quadrangle

REPORT NUMBER: SP1-2408-195-9

Photopic Flux vs. Wavelength



Photopic Lumens: NR

λ (nm)	Power W [^] /nm	Lumens (ϕ /nm)	λ (nm)	Power W [^] /nm	Lumens (ϕ /nm)	λ (nm)	Power W [^] /nm	Lumens (ϕ /nm)	λ (nm)	Power W [^] /nm	Lumens (ϕ /nm)	λ (nm)	Power W [^] /nm	Lumens (ϕ /nm)
360	0	NR	490	168	NR	620	940	NR	750	35	NR	880	1	NR
365	0	NR	495	233	NR	625	897	NR	755	30	NR	885	1	NR
370	0	NR	500	300	NR	630	847	NR	760	26	NR	890	1	NR
375	0	NR	505	372	NR	635	790	NR	765	22	NR	895	1	NR
380	0	NR	510	430	NR	640	730	NR	770	19	NR	900	1	NR
385	0	NR	515	483	NR	645	668	NR	775	16	NR	905	1	NR
390	0	NR	520	524	NR	650	605	NR	780	14	NR	910	0	NR
395	2	NR	525	555	NR	655	545	NR	785	12	NR	915	0	NR
400	4	NR	530	581	NR	660	485	NR	790	10	NR	920	0	NR
405	7	NR	535	604	NR	665	430	NR	795	9	NR	925	0	NR
410	17	NR	540	623	NR	670	378	NR	800	8	NR	930	0	NR
415	34	NR	545	645	NR	675	331	NR	805	7	NR	935	0	NR
420	68	NR	550	667	NR	680	290	NR	810	6	NR	940	0	NR
425	128	NR	555	693	NR	685	251	NR	815	5	NR	945	0	NR
430	214	NR	560	719	NR	690	218	NR	820	4	NR	950	0	NR
435	339	NR	565	754	NR	695	188	NR	825	4	NR	955	0	NR
440	507	NR	570	791	NR	700	162	NR	830	3	NR	960	0	NR
445	573	NR	575	830	NR	705	139	NR	835	3	NR	965	0	NR
450	356	NR	580	873	NR	710	119	NR	840	3	NR	970	0	NR
455	217	NR	585	913	NR	715	102	NR	845	2	NR	975	0	NR
460	168	NR	590	948	NR	720	88	NR	850	2	NR	980	0	NR
465	113	NR	595	974	NR	725	76	NR	855	2	NR	985	0	NR
470	85	NR	600	994	NR	730	65	NR	860	1	NR	990	0	NR
475	85	NR	605	998	NR	735	55	NR	865	1	NR	995	0	NR
480	94	NR	610	994	NR	740	47	NR	870	1	NR	1000	0	NR
485	120	NR	615	973	NR	745	41	NR	875	1	NR			

REPORT NUMBER: SP1-2408-195-9

Scotopic Flux vs. Wavelength



Scotopic Lumens: NR

S/P: 1.27

λ (nm)	Power W [^] /nm	Lumens (ϕ /nm)	λ (nm)	Power W [^] /nm	Lumens (ϕ /nm)	λ (nm)	Power W [^] /nm	Lumens (ϕ /nm)	λ (nm)	Power W [^] /nm	Lumens (ϕ /nm)	λ (nm)	Power W [^] /nm	Lumens (ϕ /nm)
360	0	NR	490	168	NR	620	940	NR	750	35	NR	880	1	NR
365	0	NR	495	233	NR	625	897	NR	755	30	NR	885	1	NR
370	0	NR	500	300	NR	630	847	NR	760	26	NR	890	1	NR
375	0	NR	505	372	NR	635	790	NR	765	22	NR	895	1	NR
380	0	NR	510	430	NR	640	730	NR	770	19	NR	900	1	NR
385	0	NR	515	483	NR	645	668	NR	775	16	NR	905	1	NR
390	0	NR	520	524	NR	650	605	NR	780	14	NR	910	0	NR
395	2	NR	525	555	NR	655	545	NR	785	12	NR	915	0	NR
400	4	NR	530	581	NR	660	485	NR	790	10	NR	920	0	NR
405	7	NR	535	604	NR	665	430	NR	795	9	NR	925	0	NR
410	17	NR	540	623	NR	670	378	NR	800	8	NR	930	0	NR
415	34	NR	545	645	NR	675	331	NR	805	7	NR	935	0	NR
420	68	NR	550	667	NR	680	290	NR	810	6	NR	940	0	NR
425	128	NR	555	693	NR	685	251	NR	815	5	NR	945	0	NR
430	214	NR	560	719	NR	690	218	NR	820	4	NR	950	0	NR
435	339	NR	565	754	NR	695	188	NR	825	4	NR	955	0	NR
440	507	NR	570	791	NR	700	162	NR	830	3	NR	960	0	NR
445	573	NR	575	830	NR	705	139	NR	835	3	NR	965	0	NR
450	356	NR	580	873	NR	710	119	NR	840	3	NR	970	0	NR
455	217	NR	585	913	NR	715	102	NR	845	2	NR	975	0	NR
460	168	NR	590	948	NR	720	88	NR	850	2	NR	980	0	NR
465	113	NR	595	974	NR	725	76	NR	855	2	NR	985	0	NR
470	85	NR	600	994	NR	730	65	NR	860	1	NR	990	0	NR
475	85	NR	605	998	NR	735	55	NR	865	1	NR	995	0	NR
480	94	NR	610	994	NR	740	47	NR	870	1	NR	1000	0	NR
485	120	NR	615	973	NR	745	41	NR	875	1	NR			

REPORT NUMBER: SP1-2408-195-9

Melanopic Flux vs. Wavelength



Melanopic Lumens: NR

M/P: 2.32

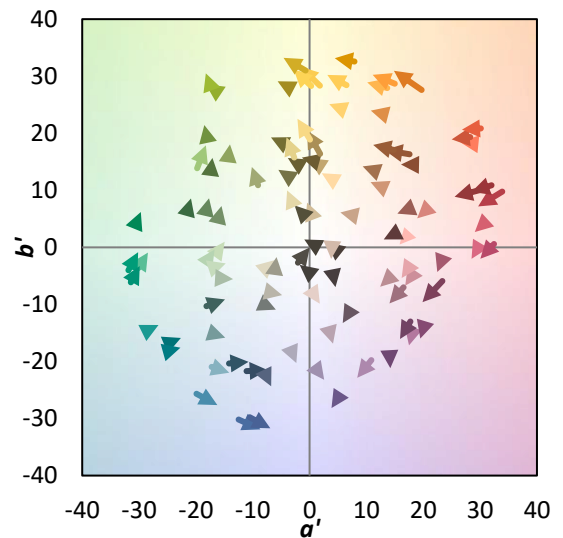
λ (nm)	Power W [^] /nm	Lumens (φ/nm)	λ (nm)	Power W [^] /nm	Lumens (φ/nm)	λ (nm)	Power W [^] /nm	Lumens (φ/nm)	λ (nm)	Power W [^] /nm	Lumens (φ/nm)	λ (nm)	Power W [^] /nm	Lumens (φ/nm)
360	0	NR	490	168	NR	620	940	NR	750	35	NR	880	1	NR
365	0	NR	495	233	NR	625	897	NR	755	30	NR	885	1	NR
370	0	NR	500	300	NR	630	847	NR	760	26	NR	890	1	NR
375	0	NR	505	372	NR	635	790	NR	765	22	NR	895	1	NR
380	0	NR	510	430	NR	640	730	NR	770	19	NR	900	1	NR
385	0	NR	515	483	NR	645	668	NR	775	16	NR	905	1	NR
390	0	NR	520	524	NR	650	605	NR	780	14	NR	910	0	NR
395	2	NR	525	555	NR	655	545	NR	785	12	NR	915	0	NR
400	4	NR	530	581	NR	660	485	NR	790	10	NR	920	0	NR
405	7	NR	535	604	NR	665	430	NR	795	9	NR	925	0	NR
410	17	NR	540	623	NR	670	378	NR	800	8	NR	930	0	NR
415	34	NR	545	645	NR	675	331	NR	805	7	NR	935	0	NR
420	68	NR	550	667	NR	680	290	NR	810	6	NR	940	0	NR
425	128	NR	555	693	NR	685	251	NR	815	5	NR	945	0	NR
430	214	NR	560	719	NR	690	218	NR	820	4	NR	950	0	NR
435	339	NR	565	754	NR	695	188	NR	825	4	NR	955	0	NR
440	507	NR	570	791	NR	700	162	NR	830	3	NR	960	0	NR
445	573	NR	575	830	NR	705	139	NR	835	3	NR	965	0	NR
450	356	NR	580	873	NR	710	119	NR	840	3	NR	970	0	NR
455	217	NR	585	913	NR	715	102	NR	845	2	NR	975	0	NR
460	168	NR	590	948	NR	720	88	NR	850	2	NR	980	0	NR
465	113	NR	595	974	NR	725	76	NR	855	2	NR	985	0	NR
470	85	NR	600	994	NR	730	65	NR	860	1	NR	990	0	NR
475	85	NR	605	998	NR	735	55	NR	865	1	NR	995	0	NR
480	94	NR	610	994	NR	740	47	NR	870	1	NR	1000	0	NR
485	120	NR	615	973	NR	745	41	NR	875	1	NR			

Summary

$R_f = 81.5$
 $R_g = 99.2$
 $CIE R_a = 81.0$
 $R_9 = 7.1$



Color Vector Graphics



Individual Sample Fidelity Index ($R_{f,i}$)

CES01 = 86	CES26 = 74	CES51 = 89	CES76 = 70
CES02 = 63	CES27 = 88	CES52 = 92	CES77 = 86
CES03 = 31	CES28 = 89	CES53 = 81	CES78 = 72
CES04 = 70	CES29 = 67	CES54 = 87	CES79 = 90
CES05 = 50	CES30 = 68	CES55 = 85	CES80 = 88
CES06 = 51	CES31 = 71	CES56 = 78	CES81 = 78
CES07 = 42	CES32 = 70	CES57 = 76	CES82 = 95
CES08 = 41	CES33 = 71	CES58 = 78	CES83 = 90
CES09 = 29	CES34 = 82	CES59 = 92	CES84 = 94
CES10 = 76	CES35 = 90	CES60 = 95	CES85 = 86
CES11 = 59	CES36 = 93	CES61 = 93	CES86 = 72
CES12 = 65	CES37 = 87	CES62 = 83	CES87 = 85
CES13 = 43	CES38 = 75	CES63 = 77	CES88 = 83
CES14 = 74	CES39 = 94	CES64 = 83	CES89 = 75
CES15 = 71	CES40 = 89	CES65 = 77	CES90 = 81
CES16 = 47	CES41 = 85	CES66 = 80	CES91 = 96
CES17 = 50	CES42 = 86	CES67 = 79	CES92 = 73
CES18 = 56	CES43 = 81	CES68 = 84	CES93 = 84
CES19 = 72	CES44 = 99	CES69 = 91	CES94 = 64
CES20 = 66	CES45 = 87	CES70 = 78	CES95 = 80
CES21 = 87	CES46 = 82	CES71 = 76	CES96 = 84
CES22 = 79	CES47 = 77	CES72 = 92	CES97 = 87
CES23 = 92	CES48 = 71	CES73 = 71	CES98 = 81
CES24 = 91	CES49 = 81	CES74 = 93	CES99 = 74
CES25 = 72	CES50 = 89	CES75 = 74	



Color Rendition by Hue-Angle Bin



Measure Comparisons



(END OF REPORT)